



# Accreditation Quality Report





Welcome to the Joint Commission's Quality Report. We know how important reliable information is to you and your family when making health care decisions. This Quality Report will help you make the right decisions to meet your needs. Since 1951, Joint Commission has been the national leader in setting standards for health care organizations. When a health care organization seeks accreditation, it demonstrates commitment to giving safe, high quality health care and to continually working to improve that care.

The Quality Report is only one way to determine whether a health care organization can meet your needs. Discuss this report with your doctor or with other professional acquaintances before making a care decision. In addition to the accreditation status of the organization, the Quality Report uses checks, pluses, and minuses in the key area of National Patient Safety Goals - safety guidelines that target the prevention of medical errors such as surgery on the wrong side of the body and safe medication use.

Not all measures are relevant to or available for all types of health care organizations. The Joint Commission will add relevant measures of health care quality as more measures become available. Your comments are just as important to us. The content and format of the Quality Report will be updated from time to time based on changes in the health care industry and your suggestions. Please call Customer Service at 630-792-5800 or e-mail the Joint Commission at [qualityreport@jointcommission.org](mailto:qualityreport@jointcommission.org) with your comments and suggestions.

Mark R. Chassin, MD, MPP, MPH  
President of the Joint Commission






## Summary of Quality Information

### Symbol Key

-  The organization has met the National Patient Safety Goal.
-  The organization has not met the National Patient Safety Goal.
-  The Goal is not applicable for this organization.







For further information and explanation of the Quality Report contents, refer to the "Quality Report User Guide."

Accreditation Programs	Accreditation Decision	Effective Date	Last Full Survey Date	Last On-Site Survey Date
 Ambulatory Care	Accredited	4/9/2018	2/9/2018	2/9/2018
 Critical Access Hospital	Accredited	3/31/2017	3/30/2017	3/30/2017
 Laboratory	Accredited	5/4/2017	5/3/2017	5/3/2017

### Accreditation programs recognized by the Centers for Medicare and Medicaid Services (CMS)

Pathology and Clinical Laboratory

Critical Access Hospital

		Compared to other Joint Commission Accredited Organizations	
		Nationwide	Statewide
Ambulatory Care	<b>2018 National Patient Safety Goals</b>		 *
Critical Access Hospital	<b>2017 National Patient Safety Goals</b>		 *
Laboratory	<b>2017 National Patient Safety Goals</b>		 *



## Locations of Care




### \* Primary Location

Locations of Care	Available Services
<b>Buena Vista Regional Medical Center *</b> 1525 West Fifth Street Storm Lake, IA 50588	<b>Services:</b> <ul style="list-style-type: none"> <li>• Acute Care</li> <li>• CT Scanner (Imaging/Diagnostic Services)</li> <li>• Ear/Nose/Throat Surgery (Surgical Services)</li> <li>• EEG/EKG/EMG Lab (Imaging/Diagnostic Services)</li> <li>• Gastroenterology (Surgical Services)</li> <li>• General Laboratory Tests</li> <li>• GI or Endoscopy Lab (Imaging/Diagnostic Services)</li> <li>• Gynecological Surgery (Surgical Services)</li> <li>• Hazardous Medication Compounding (Inpatient)</li> <li>• Inpatient Unit (Inpatient)</li> <li>• Interventional Radiology (Imaging/Diagnostic Services)</li> <li>• Labor &amp; Delivery (Inpatient)</li> <li>• Magnetic Resonance Imaging (Imaging/Diagnostic Services)</li> <li>• Mammography (Imaging/Diagnostic Services)</li> <li>• Medical /Surgical Unit (Inpatient)</li> <li>• Normal Newborn Nursery (Inpatient)</li> <li>• Nuclear Medicine (Imaging/Diagnostic Services)</li> <li>• Ophthalmology (Surgical Services)</li> <li>• Orthopedic Surgery (Surgical Services)</li> <li>• Outpatient Clinics (Outpatient)</li> <li>• Positron Emission Tomography (PET) (Imaging/Diagnostic Services)</li> <li>• Post Anesthesia Care Unit (PACU) (Inpatient)</li> <li>• Psychiatric Unit</li> <li>• Sleep Laboratory (Sleep Laboratory)</li> <li>• Sleep Studies (Outpatient)</li> <li>• Sterile Medication Compounding (Inpatient)</li> <li>• Swing Beds</li> <li>• Teleradiology (Imaging/Diagnostic Services)</li> <li>• Toxicology</li> <li>• Trauma Center (Trauma Center)</li> <li>• Ultrasound (Imaging/Diagnostic Services)</li> <li>• Urology (Surgical Services)</li> </ul>













## 2018 National Patient Safety Goals

### Symbol Key

-  The organization has met the National Patient Safety Goal.
-  The organization has not met the National Patient Safety Goal.
-  The Goal is not applicable for this organization.

For further information and explanation of the Quality Report contents, refer to the "Quality Report User Guide."

### Ambulatory Care

Safety Goals	Organizations Should	Implemented
Improve the accuracy of patient identification.	Use of Two Patient Identifiers	
	Eliminating Transfusion Errors	
Improve the safety of using medications.	Labeling Medications	
	Reducing Harm from Anticoagulation Therapy	
	Reconciling Medication Information	
Reduce the risk of health care-associated infections	Meeting Hand Hygiene Guidelines	
	Preventing Surgical Site Infections	
Universal Protocol	Conducting a Pre-Procedure Verification Process	
	Marking the Procedure Site	
	Performing a Time-Out	


















## 2017 National Patient Safety Goals

### Symbol Key

-  The organization has met the National Patient Safety Goal.
-  The organization has not met the National Patient Safety Goal.
-  The Goal is not applicable for this organization.

For further information and explanation of the Quality Report contents, refer to the "Quality Report User Guide."




### Critical Access Hospital

Safety Goals	Organizations Should	Implemented
Improve the accuracy of patient identification.	Use of Two Patient Identifiers	
	Eliminating Transfusion Errors	
Improve the effectiveness of communication among caregivers.	Timely Reporting of Critical Tests and Critical Results	
Improve the safety of using medications.	Labeling Medications	
	Reducing Harm from Anticoagulation Therapy	
	Reconciling Medication Information	
Reduce the harm associated with clinical alarm systems.	Use Alarms Safely on Medical Equipment	
Reduce the risk of health care-associated infections.	Meeting Hand Hygiene Guidelines	
	Preventing Multi-Drug Resistant Organism Infections	
	Preventing Central-Line Associated Blood Stream Infections	
	Preventing Surgical Site Infections	
	Preventing Catheter-Associated Urinary Tract Infection	
Universal Protocol	Conducting a Pre-Procedure Verification Process	
	Marking the Procedure Site	
	Performing a Time-Out	






## 2017 National Patient Safety Goals

### Symbol Key

-  The organization has met the National Patient Safety Goal.
-  The organization has not met the National Patient Safety Goal.
-  The Goal is not applicable for this organization.

### Laboratory

Safety Goals	Organizations Should	Implemented
Improve the accuracy of patient identification.	Use of Two Patient Identifiers	
Improve the effectiveness of communication among caregivers.	Timely Reporting of Critical Tests and Critical Results	
Reduce the risk of health care-associated infections	Meeting Hand Hygiene Guidelines	

For further information and explanation of the Quality Report contents, refer to the "Quality Report User Guide."