

Accreditation Quality Report






Welcome to the Joint Commission's Quality Report. We know how important reliable information is to you and your family when making health care decisions. This Quality Report will help you make the right decisions to meet your needs. Since 1951, the Joint Commission has been the national leader in setting standards for health care organizations. When a health care organization seeks accreditation, it demonstrates commitment to giving safe, high quality health care and to continually working to improve that care.

The Quality Report is only one way to determine whether a health care organization can meet your needs. Discuss this report with your doctor or with other professional acquaintances before making a care decision. In addition to the accreditation status of the organization, the Quality Report uses checks, pluses, and minuses in each of the following key areas to help you compare a health care organization with similar accredited organizations.

- National Patient Safety Goals - safety guidelines that target the prevention of medical errors such as surgery on the wrong side of the body and safe medication use.
- National Quality Improvement Goals - measures the care of patients with specific conditions such as heart failure or pregnancy.

Not all measures are relevant to or available for all types of health care organizations. The Joint Commission will add relevant measures of health care quality as more measures become available. Your comments are just as important to us. The content and format of the Quality Report will be updated from time to time based on changes in the health care industry and your suggestions. Please call Customer Service at 630-792-5800 or e-mail the Joint Commission at qualityreport@jointcommission.org with your comments and suggestions.

Mark R. Chassin, MD, MPP, MPH
President of the Joint Commission



Summary of Quality Information

Symbol Key

- This organization achieved the best possible results.
- This organization's performance is above the target range/value.
- This organization's performance is similar to the target range/value.
- This organization's performance is below the target range/value.
- This Measure is not applicable for this organization.
- Not displayed

Footnote Key

1. The Measure or Measure Set was not reported.
2. The Measure Set does not have an overall result.
3. The number of patients is not enough for comparison purposes.
4. The measure meets the Privacy Disclosure Threshold rule.
5. The organization scored above 90% but was below most other organizations.
6. The Measure results are not statistically valid.
7. The Measure results are based on a sample of patients.
8. The number of months with Measure data is below the reporting requirement.
9. The measure results are temporarily suppressed pending resubmission of updated data.
10. Test Measure: a measure being evaluated for reliability of the individual data elements or awaiting National Quality Forum Endorsement.
11. There were no eligible patients that met the denominator criteria.

For further information and explanation of the Quality Report contents, refer to the "Quality Report User Guide."

Accreditation Programs	Accreditation Decision	Effective Date	Last Full Survey Date	Last On-Site Survey Date
Hospital	Accredited	7/13/2013	7/8/2016	8/22/2016

Accreditation programs recognized by the Centers for Medicare and Medicaid Services (CMS)

Hospital

Advanced Certification Programs	Certification Decision	Effective Date	Last Full Review Date	Last On-Site Review Date
Primary Stroke Center	Certification	6/7/2016	6/6/2016	6/6/2016

Other Accredited Programs/Services

- Hospital (Accredited by American College of Surgeons-Commission on Cancer (ACoS-COC))


Special Quality Awards

- 2013 Top Performer on Key Quality Measures®
- 2012 Top Performer on Key Quality Measures®

		Compared to other Joint Commission Accredited Organizations	
		Nationwide	Statewide
Hospital	2013 National Patient Safety Goals		*
	National Quality Improvement Goals:		
Reporting Period: Jan 2015 - Dec 2015	Emergency Department	²	²
	Immunization	²	²
	Stroke Care		
	Venous Thromboembolism (VTE)		



The Joint Commission only reports measures endorsed by the National Quality Forum.



Locations of Care

* Primary Location

Locations of Care	Available Services
<p>Community Memorial Hospital Cardiac and Pulmonary Rhb W129 N7055 Northfield Drive, Building A Menomonee Falls, WI 53051</p>	<p>Services:</p> <ul style="list-style-type: none"> • Outpatient Clinics (Outpatient)



Locations of Care

* Primary Location

Locations of Care	Available Services
<p>Community Memorial Hospital of Menomonee Falls, Inc. * W180 N8085 Town Hall Road Menomonee Falls, WI 53051</p>	<p>Joint Commission Advanced Certification Programs:</p> <ul style="list-style-type: none"> • Primary Stroke Center <p>Services:</p> <ul style="list-style-type: none"> • Addiction Care/Adult • Behavioral Health (24-hour Acute Care/Crisis Stabilization - Adult) • Brachytherapy (Imaging/Diagnostic Services) • Cardiac Catheterization Lab (Surgical Services) • Cardiac Surgery (Surgical Services) • Cardiothoracic Surgery (Surgical Services) • Cardiovascular Unit (Inpatient) • Chemical Dependency (Day Programs - Adult) (Partial - Adult) • Coronary Care Unit (Inpatient) • CT Scanner (Imaging/Diagnostic Services) • Dialysis Unit (Inpatient) • Ear/Nose/Throat Surgery (Surgical Services) • EEG/EKG/EMG Lab (Imaging/Diagnostic Services) • Gastroenterology (Surgical Services) • GI or Endoscopy Lab (Imaging/Diagnostic Services) • Gynecological Surgery (Surgical Services) • Gynecology (Inpatient) • Hematology/Oncology Unit (Inpatient) • Inpatient Unit (Inpatient) • Interventional Radiology (Imaging/Diagnostic Services) • Labor & Delivery (Inpatient) • Magnetic Resonance Imaging (Imaging/Diagnostic Services) • Medical /Surgical Unit (Inpatient) • Medical Detoxification (Inpatient) • Medical ICU (Intensive Care Unit) • Neuro/Spine ICU (Intensive Care Unit) • Neuro/Spine Unit (Inpatient) • Neurosurgery (Surgical Services) • Normal Newborn Nursery (Inpatient) • Nuclear Medicine (Imaging/Diagnostic Services) • Ophthalmology (Surgical Services) • Orthopedic Surgery (Surgical Services) • Orthopedic/Spine Unit (Inpatient) • Outpatient Clinics (Outpatient) • Pediatric Unit (Inpatient) • Plastic Surgery (Surgical Services) • Positron Emission Tomography (PET) (Imaging/Diagnostic Services) • Post Anesthesia Care Unit (PACU) (Inpatient) • Radiation Oncology (Imaging/Diagnostic Services) • Rehabilitation Unit (Inpatient, 24-hour Acute Care/Crisis Stabilization) • Sleep Laboratory (Sleep Laboratory) • Surgical ICU (Intensive Care Unit) • Surgical Unit (Inpatient) • Teleradiology (Imaging/Diagnostic Services) • Thoracic Surgery (Surgical Services) • Ultrasound (Imaging/Diagnostic Services) • Urology (Surgical Services) • Vascular Surgery (Surgical Services)



Locations of Care




* Primary Location

Locations of Care	Available Services
<p>Community Memorial Regional Sleep Disorders Center W129 N7055 Northfield Drive Menomonee Falls, WI 53051</p>	<p>Services:</p> <ul style="list-style-type: none"> • Outpatient Clinics (Outpatient)


















2013 National Patient Safety Goals

Symbol Key

-  The organization has met the National Patient Safety Goal.
-  The organization has not met the National Patient Safety Goal.
-  The Goal is not applicable for this organization.

Hospital

Safety Goals	Organizations Should	Implemented
Improve the accuracy of patient identification.	Use of Two Patient Identifiers	
	Eliminating Transfusion Errors	
Improve the effectiveness of communication among caregivers.	Timely Reporting of Critical Tests and Critical Results	
Improve the safety of using medications.	Labeling Medications	
	Reducing Harm from Anticoagulation Therapy	
	Reconciling Medication Information	
Reduce the risk of health care-associated infections.	Meeting Hand Hygiene Guidelines	
	Preventing Multi-Drug Resistant Organism Infections	
	Preventing Central-Line Associated Blood Stream Infections	
	Preventing Surgical Site Infections	
	Preventing Catheter-Associated Urinary Tract Infection	
The organization identifies safety risks inherent in its patient population.	Identifying Individuals at Risk for Suicide	
Universal Protocol	Conducting a Pre-Procedure Verification Process	
	Marking the Procedure Site	
	Performing a Time-Out	



National Quality Improvement Goals

Reporting Period: January 2015 - December 2015

Symbol Key

- This organization achieved the best possible results
- This organization's performance is above the target range/value.
- This organization's performance is similar to the target range/value.
- This organization's performance is below the target range/value.
- Not displayed

Footnote Key

1. The Measure or Measure Set was not reported.
2. The Measure Set does not have an overall result.
3. The number of patients is not enough for comparison purposes.
4. The measure meets the Privacy Disclosure Threshold rule.
5. The organization scored above 90% but was below most other organizations.
6. The Measure results are not statistically valid.
7. The Measure results are based on a sample of patients.
8. The number of months with Measure data is below the reporting requirement.
9. The measure results are temporarily suppressed pending resubmission of updated data.
10. Test Measure: a measure being evaluated for reliability of the individual data elements or awaiting National Quality Forum Endorsement.
11. There were no eligible patients that met the denominator criteria.

Compared to other Joint Commission Accredited Organizations

Measure Area	Explanation	Nationwide	Statewide
Emergency Department	This category of evidence based measures assesses the time patients remain in the hospital Emergency Department prior to inpatient admission.	2	2

Compared to other Joint Commission Accredited Organizations

Measure	Explanation	Hospital Results	Nationwide		Statewide	
			Top 10% Scored at Most:	Weighted Median:	Top 10% Scored at Most:	Weighted Median:
Admit Decision Time to ED Departure Time for Admitted Patients	The amount of time (in minutes) it takes from the time the physician decides to admit a patient into the hospital from the Emergency Department until the patient actually leaves the ED to go to the inpatient unit.	2 52 minutes 661 eligible Patients	52	122	45	65
Median Time from ED Arrival to ED Departure for Admitted ED Patients	The amount of time (in minutes) from the time the patient arrives in the Emergency Department until the patient is admitted as an inpatient into the hospital.	2 211 minutes 661 eligible Patients	201	308	175	211



The Joint Commission only reports measures endorsed by the National Quality Forum.

* This information can also be viewed at www.hospitalcompare.hhs.gov

---- Null value or data not displayed.

For further information and explanation of the Quality Report contents, refer to the "Quality Report User Guide."



National Quality Improvement Goals

Reporting Period: January 2015 - December 2015

Symbol Key

- This organization achieved the best possible results
- This organization's performance is above the target range/value.
- This organization's performance is similar to the target range/value.
- This organization's performance is below the target range/value.
- Not displayed

Footnote Key

1. The Measure or Measure Set was not reported.
2. The Measure Set does not have an overall result.
3. The number of patients is not enough for comparison purposes.
4. The measure meets the Privacy Disclosure Threshold rule.
5. The organization scored above 90% but was below most other organizations.
6. The Measure results are not statistically valid.
7. The Measure results are based on a sample of patients.
8. The number of months with Measure data is below the reporting requirement.
9. The measure results are temporarily suppressed pending resubmission of updated data.
10. Test Measure: a measure being evaluated for reliability of the individual data elements or awaiting National Quality Forum Endorsement.
11. There were no eligible patients that met the denominator criteria.


For further information and explanation of the Quality Report contents, refer to the "Quality Report User Guide."

Measure Area	Explanation	Compared to other Joint Commission Accredited Organizations	
		Nationwide	Statewide
Immunization	This evidence-based prevention measure set assesses immunization activity for pneumonia and influenza.	2	2

Measure	Explanation	Compared to other Joint Commission Accredited Organizations				
		Hospital Results	Nationwide Top 10% Scored at Least:	Average Rate:	Statewide Top 10% Scored at Least:	Average Rate:
Influenza Immunization	This prevention measure addresses acute care hospitalized inpatients age 6 months and older who were screened for seasonal influenza immunization status and were vaccinated prior to discharge if indicated.	 100% of 285 eligible Patients	100%	94%	100%	96%

The Joint Commission only reports measures endorsed by the National Quality Forum.

* This information can also be viewed at www.hospitalcompare.hhs.gov
 ---- Null value or data not displayed.



National Quality Improvement Goals

Reporting Period: January 2015 - December 2015

Symbol Key

- This organization achieved the best possible results
- This organization's performance is above the target range/value.
- This organization's performance is similar to the target range/value.
- This organization's performance is below the target range/value.
- Not displayed

Footnote Key

1. The Measure or Measure Set was not reported.
2. The Measure Set does not have an overall result.
3. The number of patients is not enough for comparison purposes.
4. The measure meets the Privacy Disclosure Threshold rule.
5. The organization scored above 90% but was below most other organizations.
6. The Measure results are not statistically valid.
7. The Measure results are based on a sample of patients.
8. The number of months with Measure data is below the reporting requirement.
9. The measure results are temporarily suppressed pending resubmission of updated data.
10. Test Measure: a measure being evaluated for reliability of the individual data elements or awaiting National Quality Forum Endorsement.
11. There were no eligible patients that met the denominator criteria.

Compared to other Joint Commission Accredited Organizations

Measure Area	Explanation	Nationwide	Statewide
Stroke Care	This category of evidence based measures assesses the overall quality of care provided to Stroke (STK) patients.		

Compared to other Joint Commission Accredited Organizations

Measure	Explanation	Compared to other Joint Commission Accredited Organizations				
		Nationwide		Statewide		
		Hospital Results	Top 10% Scored at Least:	Average Rate:	Top 10% Scored at Least:	Average Rate:
Anticoagulation Therapy for Atrial Fibrillation/Flutter	Ischemic stroke patients with atrial fibrillation/flutter who receive a prescription for an anticoagulant medication when being discharged from the hospital. This measure reports how often an anticoagulant medication was prescribed to ischemic stroke patients with atrial fibrillation/flutter when they are leaving a hospital. Atrial fibrillation is a heart rhythm disturbance that can allow blood clots to form within the upper chambers of the heart. If these blood clots break off and get into the bloodstream, a stroke can result. Anticoagulant medications or "blood thinners" help to prevent blood clots from forming.	 100% of 17 eligible Patients	100%	97%	100%	97%
Antithrombotic Therapy By End of Hospital Day 2	Ischemic stroke patients receiving an antithrombotic medication by the end of hospital day 2. This measure reports what percent of ischemic stroke patients receive an antithrombotic medication, such as aspirin, the day of or day after hospital arrival. Antithrombotic medications are beneficial because they reduce the tendency of blood to clot in blood vessels of the brain and improve survival rates.	 100% of 91 eligible Patients	100%	98%	100%	99%



The Joint Commission only reports measures endorsed by the National Quality Forum.

* This information can also be viewed at www.hospitalcompare.hhs.gov

---- Null value or data not displayed.

For further information and explanation of the Quality Report contents, refer to the "Quality Report User Guide."



National Quality Improvement Goals

Reporting Period: January 2015 - December 2015

Symbol Key

- This organization achieved the best possible results
- This organization's performance is above the target range/value.
- This organization's performance is similar to the target range/value.
- This organization's performance is below the target range/value.
- Not displayed

Footnote Key

1. The Measure or Measure Set was not reported.
2. The Measure Set does not have an overall result.
3. The number of patients is not enough for comparison purposes.
4. The measure meets the Privacy Disclosure Threshold rule.
5. The organization scored above 90% but was below most other organizations.
6. The Measure results are not statistically valid.
7. The Measure results are based on a sample of patients.
8. The number of months with Measure data is below the reporting requirement.
9. The measure results are temporarily suppressed pending resubmission of updated data.
10. Test Measure: a measure being evaluated for reliability of the individual data elements or awaiting National Quality Forum Endorsement.
11. There were no eligible patients that met the denominator criteria.

For further information and explanation of the Quality Report contents, refer to the "Quality Report User Guide."

Measure Area	Explanation	Compared to other Joint Commission Accredited Organizations	
		Nationwide	Statewide
Stroke Care	This category of evidence based measures assesses the overall quality of care provided to Stroke (STK) patients.		

Measure	Explanation	Compared to other Joint Commission Accredited Organizations				
		Hospital Results	Top 10% Scored at Least:	Average Rate:	Top 10% Scored at Least:	Average Rate:
Assessed for Rehabilitation	Stroke patients who have had their need for rehabilitation services assessed by a member of the rehabilitation team during their hospitalization. This measure reports what percent of stroke patients have a rehabilitation assessment completed or receive rehabilitation services during their hospitalization. Rehabilitation is a treatment(s) designed to facilitate the process of recovery from stroke or other injury, illness, or disease to as normal a condition as possible.	 99% of 113 eligible Patients	100%	99%	100%	99%
Discharged on Antithrombotic Therapy	Ischemic stroke patients who receive a prescription for an antithrombotic medication when discharged from the hospital. This measure reports how often an antithrombotic medication, such as aspirin, was prescribed to ischemic stroke patients when they are leaving a hospital. Antithrombotic medications are beneficial because they reduce the tendency of blood to clot in blood vessels of the brain and improve survival rates.	 99% of 109 eligible Patients	100%	99%	100%	100%
Discharged on Statin Medication	Ischemic stroke patients who receive a prescription for a statin medication when discharged from the hospital. This measure reports how often a statin medication was prescribed to ischemic stroke patients when they are leaving a hospital. Statin medications reduce the level of cholesterol circulating in the blood.	 98% of 90 eligible Patients	100%	97%	100%	98%

The Joint Commission only reports measures endorsed by the National Quality Forum.

* This information can also be viewed at www.hospitalcompare.hhs.gov

--- Null value or data not displayed.



National Quality Improvement Goals

Reporting Period: January 2015 - December 2015

Symbol Key

- This organization achieved the best possible results
- This organization's performance is above the target range/value.
- This organization's performance is similar to the target range/value.
- This organization's performance is below the target range/value.
- Not displayed

Footnote Key

1. The Measure or Measure Set was not reported.
2. The Measure Set does not have an overall result.
3. The number of patients is not enough for comparison purposes.
4. The measure meets the Privacy Disclosure Threshold rule.
5. The organization scored above 90% but was below most other organizations.
6. The Measure results are not statistically valid.
7. The Measure results are based on a sample of patients.
8. The number of months with Measure data is below the reporting requirement.
9. The measure results are temporarily suppressed pending resubmission of updated data.
10. Test Measure: a measure being evaluated for reliability of the individual data elements or awaiting National Quality Forum Endorsement.
11. There were no eligible patients that met the denominator criteria.

For further information and explanation of the Quality Report contents, refer to the "Quality Report User Guide."

Measure Area	Explanation	Compared to other Joint Commission Accredited Organizations	
		Nationwide	Statewide
Stroke Care	This category of evidence based measures assesses the overall quality of care provided to Stroke (STK) patients.		

Measure	Explanation	Compared to other Joint Commission Accredited Organizations				
		Hospital Results	Top 10% Scored at Least:	Average Rate:	Top 10% Scored at Least:	Average Rate:
Stroke Education	Stroke patients who receive specific educational material about their condition. This measure reports what percent of stroke patients are given written instructions or educational material about their condition and care when they leave the hospital. Patient education about medicines, follow-up care after discharge, risk factors for stroke, warning signs to watch for, and activation of the emergency medical system if these signs occur is important in order to prevent another stroke.	 96% of 55 eligible Patients	100%	94%	100%	95%
Thrombolytic Therapy	Acute ischemic stroke patients who receive a medicine that breaks up blood clots (thrombolytic therapy) within 180 minutes of stroke symptom onset. This measure reports how quickly ischemic stroke patients were given a medication that breaks up blood clots (thrombolytic therapy). Breaking up blood clots increases blood flow to the brain. If blood flow is returned to the brain quickly during a stroke, the risk of brain damage and loss of physical function is decreased. The medicine that breaks up clots in the arteries and allows the return of normal blood flow is called thrombolytic therapy or "t-PA". It is important that this medicine be given quickly after an ischemic stroke is diagnosed.	 100% of 9 eligible Patients	100%	87%	100%	91%

The Joint Commission only reports measures endorsed by the National Quality Forum.

* This information can also be viewed at www.hospitalcompare.hhs.gov

---- Null value or data not displayed.



National Quality Improvement Goals

Reporting Period: January 2015 - December 2015

Symbol Key

- This organization achieved the best possible results
- This organization's performance is above the target range/value.
- This organization's performance is similar to the target range/value.
- This organization's performance is below the target range/value.
- Not displayed

Footnote Key

1. The Measure or Measure Set was not reported.
2. The Measure Set does not have an overall result.
3. The number of patients is not enough for comparison purposes.
4. The measure meets the Privacy Disclosure Threshold rule.
5. The organization scored above 90% but was below most other organizations.
6. The Measure results are not statistically valid.
7. The Measure results are based on a sample of patients.
8. The number of months with Measure data is below the reporting requirement.
9. The measure results are temporarily suppressed pending resubmission of updated data.
10. Test Measure: a measure being evaluated for reliability of the individual data elements or awaiting National Quality Forum Endorsement.
11. There were no eligible patients that met the denominator criteria.

Compared to other Joint Commission Accredited Organizations

Measure Area	Explanation	Nationwide	Statewide
Stroke Care	This category of evidence based measures assesses the overall quality of care provided to Stroke (STK) patients.		

Compared to other Joint Commission Accredited Organizations

Measure	Explanation	Compared to other Joint Commission Accredited Organizations				
		Hospital Results	Top 10% Scored at Least:	Average Rate:	Top 10% Scored at Least:	Average Rate:
Venous Thromboembolism (VTE) Prophylaxis	Stroke patients who receive treatment for the prevention of blood clots on the day of or day after hospital admission. Note: Treatment may be medication or mechanical devices for exercising the legs. This measure reports what percent of stroke patients receive treatment for the prevention of blood clots. Stroke patients are at increased risk of developing blood clots. The incidence of blood clots is lowest when patients are treated to prevent them.	 98% of 99 eligible Patients	100%	98%	100%	98%



The Joint Commission only reports measures endorsed by the National Quality Forum.

* This information can also be viewed at www.hospitalcompare.hhs.gov

---- Null value or data not displayed.

For further information and explanation of the Quality Report contents, refer to the "Quality Report User Guide."



National Quality Improvement Goals

Reporting Period: January 2015 - December 2015

Symbol Key

- This organization achieved the best possible results
- This organization's performance is above the target range/value.
- This organization's performance is similar to the target range/value.
- This organization's performance is below the target range/value.
- Not displayed

Footnote Key

1. The Measure or Measure Set was not reported.
2. The Measure Set does not have an overall result.
3. The number of patients is not enough for comparison purposes.
4. The measure meets the Privacy Disclosure Threshold rule.
5. The organization scored above 90% but was below most other organizations.
6. The Measure results are not statistically valid.
7. The Measure results are based on a sample of patients.
8. The number of months with Measure data is below the reporting requirement.
9. The measure results are temporarily suppressed pending resubmission of updated data.
10. Test Measure: a measure being evaluated for reliability of the individual data elements or awaiting National Quality Forum Endorsement.
11. There were no eligible patients that met the denominator criteria.

For further information and explanation of the Quality Report contents, refer to the "Quality Report User Guide."


Measure Area	Explanation	Compared to other Joint Commission Accredited Organizations	
		Nationwide	Statewide
Venous Thromboembolism (VTE)	This category of evidence-based measures assesses the overall quality of care related to prevention and treatment of blood clots.		

Measure	Explanation	Hospital Results	Compared to other Joint Commission Accredited Organizations			
			Top 10% Scored at Least:	Average Rate:	Top 10% Scored at Least:	Average Rate:
Intensive Care Unit (ICU) VTE Prophylaxis	Medical and surgical patients who were admitted or transferred to the ICU who received treatment to prevent VTE or a reason why they did not need preventive care was documented. This measure reports the percent of patients who received treatment to prevent blood clots or had documentation regarding preventive care at ICU admission or transfer.	 100% of 61 eligible Patients	100%	97%	100%	98%
VTE Discharge Instructions	Patients with blood clots who were discharged to home, home with home health, home hospice or discharged/transferred to court/law enforcement on a blood thinning medication with written information. This measure reports the percent of patients who went home on warfarin who received instructions about compliance issues, dietary advice, follow-up monitoring and information about the potential for adverse drug reactions/interactions.	 76% of 55 eligible Patients	100%	93%	100%	91%
VTE Patients with Anticoagulation Overlap Therapy	Patients with blood clots who received two medications for treatment. This measure reports the percent of patients who received an overlap of medication for a specific timeframe, or who went home on both medications.	 80% of 81 eligible Patients	100%	94%	100%	95%

The Joint Commission only reports measures endorsed by the National Quality Forum.

* This information can also be viewed at www.hospitalcompare.hhs.gov

---- Null value or data not displayed.



National Quality Improvement Goals

Reporting Period: January 2015 - December 2015

Symbol Key

- This organization achieved the best possible results
- This organization's performance is above the target range/value.
- This organization's performance is similar to the target range/value.
- This organization's performance is below the target range/value.
- Not displayed

Footnote Key

1. The Measure or Measure Set was not reported.
2. The Measure Set does not have an overall result.
3. The number of patients is not enough for comparison purposes.
4. The measure meets the Privacy Disclosure Threshold rule.
5. The organization scored above 90% but was below most other organizations.
6. The Measure results are not statistically valid.
7. The Measure results are based on a sample of patients.
8. The number of months with Measure data is below the reporting requirement.
9. The measure results are temporarily suppressed pending resubmission of updated data.
10. Test Measure: a measure being evaluated for reliability of the individual data elements or awaiting National Quality Forum Endorsement.
11. There were no eligible patients that met the denominator criteria.

Compared to other Joint Commission Accredited Organizations

Measure Area	Explanation	Nationwide	Statewide
Venous Thromboembolism (VTE)	This category of evidence-based measures assesses the overall quality of care related to prevention and treatment of blood clots.		

Compared to other Joint Commission Accredited Organizations

Measure	Explanation	Compared to other Joint Commission Accredited Organizations				
		Nationwide		Statewide		
		Hospital Results	Top 10% Scored at Least:	Average Rate:	Top 10% Scored at Least:	Average Rate:
VTE Prophylaxis	Medical and surgical patients who were admitted to the hospital who received treatment to prevent blood clots or a reason why they did not need preventive care was documented. This measure reports the percent of patients who received treatment to prevent blood clots or had documentation regarding preventive care at hospital admission.	 94% of 460 eligible Patients	100%	95%	100%	95%

The Joint Commission only reports measures endorsed by the National Quality Forum.

* This information can also be viewed at www.hospitalcompare.hhs.gov

---- Null value or data not displayed.

For further information and explanation of the Quality Report contents, refer to the "Quality Report User Guide."