

Accreditation Quality Report





Welcome to the Joint Commission's Quality Report. We know how important reliable information is to you and your family when making health care decisions. This Quality Report will help you make the right decisions to meet your needs. Since 1951, the Joint Commission has been the national leader in setting standards for health care organizations. When a health care organization seeks accreditation, it demonstrates commitment to giving safe, high quality health care and to continually working to improve that care.

The Quality Report is only one way to determine whether a health care organization can meet your needs. Discuss this report with your doctor or with other professional acquaintances before making a care decision. In addition to the accreditation status of the organization, the Quality Report uses checks, pluses, and minuses in each of the following key areas to help you compare a health care organization with similar accredited organizations.

- National Patient Safety Goals - safety guidelines that target the prevention of medical errors such as surgery on the wrong side of the body and safe medication use.
- National Quality Improvement Goals - measures the care of patients with specific conditions such as heart failure or pregnancy.

Not all measures are relevant to or available for all types of health care organizations. The Joint Commission will add relevant measures of health care quality as more measures become available. Your comments are just as important to us. The content and format of the Quality Report will be updated from time to time based on changes in the health care industry and your suggestions. Please call Customer Service at 630-792-5800 or e-mail the Joint Commission at qualityreport@jointcommission.org with your comments and suggestions.

Mark R. Chassin, MD, MPP, MPH
President of the Joint Commission



Summary of Quality Information

Symbol Key

-  This organization achieved the best possible results.
-  This organization's performance is above the target range/value.
-  This organization's performance is similar to the target range/value.
-  This organization's performance is below the target range/value.
-  This Measure is not applicable for this organization.
-  Not displayed

Footnote Key



1. The Measure or Measure Set was not reported.
2. The Measure Set does not have an overall result.
3. The number of patients is not enough for comparison purposes.
4. The measure meets the Privacy Disclosure Threshold rule.
5. The organization scored above 90% but was below most other organizations.
6. The Measure results are not statistically valid.
7. The Measure results are based on a sample of patients.
8. The number of months with Measure data is below the reporting requirement.
9. The measure results are temporarily suppressed pending resubmission of updated data.
10. Test Measure: a measure being evaluated for reliability of the individual data elements or awaiting National Quality Forum Endorsement.
11. There were no eligible patients that met the denominator criteria.

For further information and explanation of the Quality Report contents, refer to the "Quality Report User Guide."

Accreditation Programs	Accreditation Decision	Effective Date	Last Full Survey Date	Last On-Site Survey Date
 Hospital	Accredited	3/11/2017	3/10/2017	4/19/2017

Accreditation programs recognized by the Centers for Medicare and Medicaid Services (CMS)

Hospital

Advanced Certification Programs	Certification Decision	Effective Date	Last Full Review Date	Last On-Site Review Date
 Inpatient Diabetes	Certification	12/12/2015	12/11/2015	12/11/2015
 Primary Stroke Center	Certification	12/19/2015	12/18/2015	12/18/2015







Other Accredited Programs/Services

- Hospital (Accredited by American College of Surgeons-Commission on Cancer (ACoS-COC))

Special Quality Awards

2014 Top Performer on Key Quality Measures®

2013 Top Performer on Key Quality Measures®

		Compared to other Joint Commission Accredited Organizations	
		Nationwide	Statewide
Hospital	2017 National Patient Safety Goals		 *
	National Quality Improvement Goals:		
	Emergency Department	 ²	 ²
Reporting Period: Apr 2016 - Mar 2017	Immunization	 ²	 ²



The Joint Commission only reports measures endorsed by the National Quality Forum.



Locations of Care

* Primary Location

Locations of Care	Available Services
Carillon Outpatient Center 900 Carillon Parkway Saint Petersburg, FL 33716	Other Clinics/Practices located at this site: <ul style="list-style-type: none"> Carillon OP Rehab Services: <ul style="list-style-type: none"> Outpatient Clinics (Outpatient)
St. Anthony's Cancer Center DBA: St. Anthony's Cancer Center 1201 Fifth Avenue North, Suite 130 Saint Petersburg, FL 33705	Services: <ul style="list-style-type: none"> Outpatient Clinics (Outpatient)



Locations of Care

* Primary Location

Locations of Care	Available Services
St. Anthony's Hospital * DBA: St. Anthony's Hospital 1200 Seventh Avenue North Saint Petersburg, FL 33705	Joint Commission Advanced Certification Programs: <ul style="list-style-type: none"> • Inpatient Diabetes • Primary Stroke Center Services: <ul style="list-style-type: none"> • Behavioral Health (24-hour Acute Care/Crisis Stabilization - Adult) • Brachytherapy (Imaging/Diagnostic Services) • Cardiac Catheterization Lab (Surgical Services) • Coronary Care Unit (Inpatient) • CT Scanner (Imaging/Diagnostic Services) • Dialysis Unit (Inpatient) • Ear/Nose/Throat Surgery (Surgical Services) • EEG/EKG/EMG Lab (Imaging/Diagnostic Services) • Family Support (Non 24 Hour Care) • Gastroenterology (Surgical Services) • GI or Endoscopy Lab (Imaging/Diagnostic Services) • Gynecological Surgery (Surgical Services) • Hematology/Oncology Unit (Inpatient) • Inpatient Unit (Inpatient) • Interventional Radiology (Imaging/Diagnostic Services) • Magnetic Resonance Imaging (Imaging/Diagnostic Services) • Medical /Surgical Unit (Inpatient) • Neuro/Spine Unit (Inpatient) • Neurosurgery (Surgical Services) • Nuclear Medicine (Imaging/Diagnostic Services) • Ophthalmology (Surgical Services) • Orthopedic Surgery (Surgical Services) • Orthopedic/Spine Unit (Inpatient) • Plastic Surgery (Surgical Services) • Positron Emission Tomography (PET) (Imaging/Diagnostic Services) • Post Anesthesia Care Unit (PACU) (Inpatient) • Radiation Oncology (Imaging/Diagnostic Services) • Sleep Laboratory (Sleep Laboratory) • Surgical ICU (Intensive Care Unit) • Surgical Unit (Inpatient) • Teleradiology (Imaging/Diagnostic Services) • Thoracic Surgery (Surgical Services) • Ultrasound (Imaging/Diagnostic Services) • Urology (Surgical Services) • Vascular Surgery (Surgical Services)
St. Anthony's Professional Building DBA: St. Anthony's Professional Building 1201 5th Avenue North Saint Petersburg, FL 33705	Other Clinics/Practices located at this site: <ul style="list-style-type: none"> • MRI Breast Center, Rehab Services: <ul style="list-style-type: none"> • Outpatient Clinics (Outpatient) • Perform Invasive Procedure (Outpatient)



Locations of Care




* Primary Location

Locations of Care	Available Services
St. Anthony's Resource Center DBA: St. Anthony's Resource Center 500 9th Street North Saint Petersburg, FL 33705	Services: <ul style="list-style-type: none"> Outpatient Clinics (Outpatient)
Suncoast Medical Clinic 620 10th St No. Suite 2F Saint Petersburg, FL 33705	Other Clinics/Practices located at this site: <ul style="list-style-type: none"> This pertains to the Infusion Center in that building Services: <ul style="list-style-type: none"> Administration of Blood Product (Outpatient) Administration of High Risk Medications (Outpatient) Outpatient Clinics (Outpatient)



















2017 National Patient Safety Goals


Symbol Key

-  The organization has met the National Patient Safety Goal.
-  The organization has not met the National Patient Safety Goal.
-  The Goal is not applicable for this organization.

For further information and explanation of the Quality Report contents, refer to the "Quality Report User Guide."

Hospital






Safety Goals	Organizations Should	Implemented
Improve the accuracy of patient identification.	Use of Two Patient Identifiers	
	Eliminating Transfusion Errors	
Improve the effectiveness of communication among caregivers.	Timely Reporting of Critical Tests and Critical Results	
Improve the safety of using medications.	Labeling Medications	
	Reducing Harm from Anticoagulation Therapy	
	Reconciling Medication Information	
Reduce the harm associated with clinical alarm systems.	Use Alarms Safely on Medical Equipment	
Reduce the risk of health care-associated infections.	Meeting Hand Hygiene Guidelines	
	Preventing Multi-Drug Resistant Organism Infections	
	Preventing Central-Line Associated Blood Stream Infections	
	Preventing Surgical Site Infections	
	Preventing Catheter-Associated Urinary Tract Infection	
The organization identifies safety risks inherent in its patient population.	Identifying Individuals at Risk for Suicide	
Universal Protocol	Conducting a Pre-Procedure Verification Process	
	Marking the Procedure Site	
	Performing a Time-Out	



National Quality Improvement Goals

Reporting Period: April 2016 - March 2017



Symbol Key

-  This organization achieved the best possible results
-  This organization's performance is above the target range/value.
-  This organization's performance is similar to the target range/value.
-  This organization's performance is below the target range/value.
-  Not displayed



Footnote Key

1. The Measure or Measure Set was not reported.
2. The Measure Set does not have an overall result.
3. The number of patients is not enough for comparison purposes.
4. The measure meets the Privacy Disclosure Threshold rule.
5. The organization scored above 90% but was below most other organizations.
6. The Measure results are not statistically valid.
7. The Measure results are based on a sample of patients.
8. The number of months with Measure data is below the reporting requirement.
9. The measure results are temporarily suppressed pending resubmission of updated data.
10. Test Measure: a measure being evaluated for reliability of the individual data elements or awaiting National Quality Forum Endorsement.
11. There were no eligible patients that met the denominator criteria.

Compared to other Joint Commission Accredited Organizations

Measure Area	Explanation	Nationwide	Statewide
Emergency Department	This category of evidence based measures assesses the time patients remain in the hospital Emergency Department prior to inpatient admission.	 ²	 ²

Compared to other Joint Commission Accredited Organizations

Measure	Explanation	Hospital Results	Compared to other Joint Commission Accredited Organizations			
			Nationwide		Statewide	
			Top 10% Scored at Most:	Weighted Median:	Top 10% Scored at Most:	Weighted Median:
Admit Decision Time to ED Departure Time for Admitted Patients	The amount of time (in minutes) it takes from the time the physician decides to admit a patient into the hospital from the Emergency Department until the patient actually leaves the ED to go to the inpatient unit.	 ² 189.00 minutes 416 eligible Patients	55.00	129.00	67.98	131.47
Median Time from ED Arrival to ED Departure for Admitted ED Patients	The amount of time (in minutes) from the time the patient arrives in the Emergency Department until the patient is admitted as an inpatient into the hospital.	 ² 373.00 minutes 416 eligible Patients	205.00	316.00	225.52	306.32



The Joint Commission only reports measures endorsed by the National Quality Forum.

*

This information can also be viewed at www.hospitalcompare.hhs.gov

Null value or data not displayed.






For further information and explanation of the Quality Report contents, refer to the "Quality Report User Guide."



National Quality Improvement Goals

Reporting Period: April 2016 - March 2017



Symbol Key

-  This organization achieved the best possible results
-  This organization's performance is above the target range/value.
-  This organization's performance is similar to the target range/value.
-  This organization's performance is below the target range/value.
-  Not displayed


Footnote Key

1. The Measure or Measure Set was not reported.
2. The Measure Set does not have an overall result.
3. The number of patients is not enough for comparison purposes.
4. The measure meets the Privacy Disclosure Threshold rule.
5. The organization scored above 90% but was below most other organizations.
6. The Measure results are not statistically valid.
7. The Measure results are based on a sample of patients.
8. The number of months with Measure data is below the reporting requirement.
9. The measure results are temporarily suppressed pending resubmission of updated data.
10. Test Measure: a measure being evaluated for reliability of the individual data elements or awaiting National Quality Forum Endorsement.
11. There were no eligible patients that met the denominator criteria.

Compared to other Joint Commission Accredited Organizations

Measure Area	Explanation	Nationwide	Statewide
Immunization	This evidence-based prevention measure set assesses immunization activity for pneumonia and influenza.	 2	 2

Compared to other Joint Commission Accredited Organizations

Measure	Explanation					
		Hospital Results	Nationwide	Average	Statewide	Average
			Top 10% Scored at Least:	Rate:	Top 10% Scored at Least:	Rate:
Influenza Immunization	This prevention measure addresses acute care hospitalized inpatients age 6 months and older who were screened for seasonal influenza immunization status and were vaccinated prior to discharge if indicated.	 98% of 842 eligible Patients	100%	94%	100%	97%



The Joint Commission only reports measures endorsed by the National Quality Forum.

* This information can also be viewed at www.hospitalcompare.hhs.gov

---- Null value or data not displayed.

For further information and explanation of the Quality Report contents, refer to the "Quality Report User Guide."