

Accreditation Quality Report





Welcome to the Joint Commission's Quality Report. We know how important reliable information is to you and your family when making health care decisions. This Quality Report will help you make the right decisions to meet your needs. Since 1951, the Joint Commission has been the national leader in setting standards for health care organizations. When a health care organization seeks accreditation, it demonstrates commitment to giving safe, high quality health care and to continually working to improve that care.

The Quality Report is only one way to determine whether a health care organization can meet your needs. Discuss this report with your doctor or with other professional acquaintances before making a care decision. In addition to the accreditation status of the organization, the Quality Report uses checks, pluses, and minuses in each of the following key areas to help you compare a health care organization with similar accredited organizations.

- National Patient Safety Goals - safety guidelines that target the prevention of medical errors such as surgery on the wrong side of the body and safe medication use.
- National Quality Improvement Goals - measures the care of patients with specific conditions such as heart failure or pregnancy.

Not all measures are relevant to or available for all types of health care organizations. The Joint Commission will add relevant measures of health care quality as more measures become available. Your comments are just as important to us. The content and format of the Quality Report will be updated from time to time based on changes in the health care industry and your suggestions. Please call Customer Service at 630-792-5800 or e-mail the Joint Commission at qualityreport@jointcommission.org with your comments and suggestions.

Mark R. Chassin, MD, MPP, MPH
President of the Joint Commission



Summary of Quality Information

Symbol Key

- This organization achieved the best possible results.
- This organization's performance is above the target range/value.
- This organization's performance is similar to the target range/value.
- This organization's performance is below the target range/value.
- This Measure is not applicable for this organization.
- Not displayed

Footnote Key

1. The Measure or Measure Set was not reported.
2. The Measure Set does not have an overall result.
3. The number of patients is not enough for comparison purposes.
4. The measure meets the Privacy Disclosure Threshold rule.
5. The organization scored above 90% but was below most other organizations.
6. The Measure results are not statistically valid.
7. The Measure results are based on a sample of patients.
8. The number of months with Measure data is below the reporting requirement.
9. The measure results are temporarily suppressed pending resubmission of updated data.
10. Test Measure: a measure being evaluated for reliability of the individual data elements or awaiting National Quality Forum Endorsement.
11. There were no eligible patients that met the denominator criteria.

For further information and explanation of the Quality Report contents, refer to the "Quality Report User Guide."

Accreditation Programs	Accreditation Decision	Effective Date	Last Full Survey Date	Last On-Site Survey Date
Behavioral Health Care and Human Services	Accredited	12/7/2017	7/28/2021	7/28/2021
Hospital	Accredited	12/9/2017	7/30/2021	7/30/2021

Accreditation programs recognized by the Centers for Medicare and Medicaid Services (CMS) Hospital

Advanced Certification Programs	Certification Decision	Effective Date	Last Full Review Date	Last On-Site Review Date
Primary Heart Attack Center	Certification	1/30/2021	1/29/2021	1/29/2021

Certified Programs	Certification Decision	Effective Date	Last Full Review Date	Last On-Site Review Date
Joint Replacement - Hip	Certification	1/29/2020	1/28/2020	1/28/2020
Joint Replacement - Knee	Certification	1/29/2020	1/28/2020	1/28/2020

Other Accredited Programs/Services

- Hospital (Accredited by American College of Surgeons-Commission on Cancer (ACoS-COC))

Special Quality Awards

- 2015 Metabolic and Bariatric Surgery Accreditation and Quality Improvement Program
- 2012 Hospital Magnet Award

		Compared to other Joint Commission Accredited Organizations	
		Nationwide	Statewide
Behavioral Health Care and Human Services	2017 National Patient Safety Goals		*
Hospital	2017 National Patient Safety Goals		*



The Joint Commission only reports measures endorsed by the National Quality Forum.



Summary of Quality Information

Symbol Key

- This organization achieved the best possible results.
- This organization's performance is above the target range/value.
- This organization's performance is similar to the target range/value.
- This organization's performance is below the target range/value.
- This Measure is not applicable for this organization.
- Not displayed

Footnote Key

1. The Measure or Measure Set was not reported.
2. The Measure Set does not have an overall result.
3. The number of patients is not enough for comparison purposes.
4. The measure meets the Privacy Disclosure Threshold rule.
5. The organization scored above 90% but was below most other organizations.
6. The Measure results are not statistically valid.
7. The Measure results are based on a sample of patients.
8. The number of months with Measure data is below the reporting requirement.
9. The measure results are temporarily suppressed pending resubmission of updated data.
10. Test Measure: a measure being evaluated for reliability of the individual data elements or awaiting National Quality Forum Endorsement.
11. There were no eligible patients that met the denominator criteria.

For further information and explanation of the Quality Report contents, refer to the "Quality Report User Guide."

Compared to other Joint Commission Accredited Organizations

Nationwide

Statewide

National Quality Improvement Goals:

Reporting Period:		Nationwide	Statewide
Jan 2019 - Dec 2019	Emergency Department	2	2
	Perinatal Care	2	2



The Joint Commission only reports measures endorsed by the National Quality Forum.



Locations of Care

* Primary Location

Locations of Care	Available Services
Plano Pediatric Imaging Center 7000 West Plano Parkway, Suite 120 Plano, TX 75093	Services: <ul style="list-style-type: none"> • Anesthesia (Outpatient) • Outpatient Clinics (Outpatient) • Perform Invasive Procedure (Outpatient)
Sue A. DeMille Women's Diagnostics Center 6020 West Parker Rd., Suite 110 Plano, TX 75093	Services: <ul style="list-style-type: none"> • Outpatient Clinics (Outpatient) • Perform Invasive Procedure (Outpatient)
Texas Health Behavioral Health Center Allen 1105 N. Central Expressway, Medical Building 2, Suite 2310 Allen, TX 75013	Services: <ul style="list-style-type: none"> • Behavioral Health (Day Programs - Adult/Child/Youth) (Partial Hospitalization - Adult/Child/Youth) • Family Support (Non 24 Hour Care)
Texas Health Behavioral Health Center Frisco 5858 Main Street, Suite 101 Frisco, TX 75034	Services: <ul style="list-style-type: none"> • Addiction Services/Adult (Non-detox - Adult) • Behavioral Health (Day Programs - Adult/Child/Youth) (Partial Hospitalization - Adult/Child/Youth) • Chemical Dependency (Day Programs - Adult) (Partial Hospitalization - Adult) (Non-detox - Adult) • Family Support (Non 24 Hour Care)
Texas Health Behavioral Health Center Prosper 1970 West University Drive, Suite 201 Prosper, TX 75078	Services: <ul style="list-style-type: none"> • Behavioral Health (Day Programs - Adult) (Partial Hospitalization - Adult) • Family Support (Non 24 Hour Care)
Texas Health Behavioral Health Center Richardson 3661 North Plano Road, Suite 2100 Richardson, TX 75082	Services: <ul style="list-style-type: none"> • Addiction Services/Adult/Child/Youth (Non-detox - Adult) • Behavioral Health (Day Programs - Adult) (Partial Hospitalization - Adult) • Chemical Dependency (Day Programs - Adult/Child/Youth) (Partial Hospitalization - Adult/Child/Youth) (Non-detox - Adult) • Family Support (Non 24 Hour Care)
Texas Health Neighborhood Care and Wellness Center Prosper 1970 West University Drive Prosper, TX 75078	Services: <ul style="list-style-type: none"> • Administration of Blood Product (Outpatient) • Administration of High Risk Medications (Outpatient) • Anesthesia (Outpatient) • Perform Invasive Procedure (Outpatient)



Locations of Care

* Primary Location

Locations of Care	Available Services
<p>Texas Health Presbyterian Hospital Plano * 6200 West Parker Road Plano, TX 75093</p>	<p>Joint Commission Advanced Certification Programs:</p> <ul style="list-style-type: none"> • Primary Heart Attack Center <p>Joint Commission Certified Programs:</p> <ul style="list-style-type: none"> • Joint Replacement - Hip • Joint Replacement - Knee <p>Services:</p> <ul style="list-style-type: none"> • Cardiac Catheterization Lab (Surgical Services) • Cardiac Surgery (Surgical Services) • Cardiothoracic Surgery (Surgical Services) • CT Scanner (Imaging/Diagnostic Services) • Dialysis Unit (Inpatient) • Ear/Nose/Throat Surgery (Surgical Services) • EEG/EKG/EMG Lab (Imaging/Diagnostic Services) • Gastroenterology (Surgical Services) • GI or Endoscopy Lab (Imaging/Diagnostic Services) • Gynecological Surgery (Surgical Services) • Gynecology (Inpatient) • Hazardous Medication Compounding (Inpatient) • Hematology/Oncology Unit (Inpatient) • Inpatient Unit (Inpatient) • Interventional Radiology (Imaging/Diagnostic Services) • Labor & Delivery (Inpatient) • Magnetic Resonance Imaging (Imaging/Diagnostic Services) • Medical /Surgical Unit (Inpatient) • Medical ICU (Intensive Care Unit) • Neuro/Spine Unit (Inpatient) • Neurosurgery (Surgical Services) • Non-Sterile Medication Compounding (Inpatient) • Normal Newborn Nursery (Inpatient) • Nuclear Medicine (Imaging/Diagnostic Services) • Ophthalmology (Surgical Services) • Orthopedic Surgery (Surgical Services) • Orthopedic/Spine Unit (Inpatient) • Outpatient Clinics (Outpatient) • Plastic Surgery (Surgical Services) • Post Anesthesia Care Unit (PACU) (Inpatient) • Sterile Medication Compounding (Inpatient) • Surgical ICU (Intensive Care Unit) • Surgical Unit (Inpatient) • Thoracic Surgery (Surgical Services) • Ultrasound (Imaging/Diagnostic Services) • Urology (Surgical Services) • Vascular Surgery (Surgical Services)



Locations of Care




* Primary Location

Locations of Care	Available Services
<p>Texas Health Seay Behavioral Health Hospital 6110 W. Parker Road Plano, TX 75093</p>	<p>Services:</p> <ul style="list-style-type: none"> ● Addiction Services/Adult (Non-detox - Adult) (Detox/Non-detox - Adult) ● Behavioral Health (Day Programs - Adult/Child/Youth) (24-hour Acute Care/Crisis Stabilization - Adult/Child/Youth) (Partial Hospitalization - Adult/Child/Youth) ● Chemical Dependency (Day Programs - Adult) (24-hour Acute Care/Crisis Stabilization - Adult) (Partial Hospitalization - Adult) (Non-detox - Adult) (Detox/Non-detox - Adult) ● Family Support (Non 24 Hour Care)
<p>Texas Health Sports Medicine Frisco 9200 World Cup Way, Suite 201 Frisco, TX 75033</p>	<p>Services:</p> <ul style="list-style-type: none"> ● Outpatient Clinics (Outpatient)







2017 National Patient Safety Goals


Symbol Key

-  The organization has met the National Patient Safety Goal.
-  The organization has not met the National Patient Safety Goal.
-  The Goal is not applicable for this organization.

For further information and explanation of the Quality Report contents, refer to the "Quality Report User Guide."




Behavioral Health Care and Human Services

Safety Goals	Organizations Should	Implemented
Improve the accuracy of the identification of individuals served.	Use of Two Identifiers	
Improve the safety of using medications.	Reconciling Medication Information	
Reduce the risk of health care-associated infections.	Meeting Hand Hygiene Guidelines	
The organization identifies safety risks inherent in the population of the individuals it serves.	Identifying Individuals at Risk for Suicide	



















2017 National Patient Safety Goals

Symbol Key

-  The organization has met the National Patient Safety Goal.
-  The organization has not met the National Patient Safety Goal.
-  The Goal is not applicable for this organization.

For further information and explanation of the Quality Report contents, refer to the "Quality Report User Guide."

Hospital






Safety Goals	Organizations Should	Implemented
Improve the accuracy of patient identification.	Use of Two Patient Identifiers	
	Eliminating Transfusion Errors	
Improve the effectiveness of communication among caregivers.	Timely Reporting of Critical Tests and Critical Results	
Improve the safety of using medications.	Labeling Medications	
	Reducing Harm from Anticoagulation Therapy	
	Reconciling Medication Information	
Reduce the harm associated with clinical alarm systems.	Use Alarms Safely on Medical Equipment	
Reduce the risk of health care-associated infections.	Meeting Hand Hygiene Guidelines	
	Preventing Multi-Drug Resistant Organism Infections	
	Preventing Central-Line Associated Blood Stream Infections	
	Preventing Surgical Site Infections	
	Preventing Catheter-Associated Urinary Tract Infection	
The organization identifies safety risks inherent in its patient population.	Identifying Individuals at Risk for Suicide	
Universal Protocol	Conducting a Pre-Procedure Verification Process	
	Marking the Procedure Site	
	Performing a Time-Out	



National Quality Improvement Goals

Reporting Period: January 2019 - December 2019



Symbol Key

-  This organization achieved the best possible results
-  This organization's performance is above the target range/value.
-  This organization's performance is similar to the target range/value.
-  This organization's performance is below the target range/value.
-  Not displayed


Footnote Key

1. The Measure or Measure Set was not reported.
2. The Measure Set does not have an overall result.
3. The number of patients is not enough for comparison purposes.
4. The measure meets the Privacy Disclosure Threshold rule.
5. The organization scored above 90% but was below most other organizations.
6. The Measure results are not statistically valid.
7. The Measure results are based on a sample of patients.
8. The number of months with Measure data is below the reporting requirement.
9. The measure results are temporarily suppressed pending resubmission of updated data.
10. Test Measure: a measure being evaluated for reliability of the individual data elements or awaiting National Quality Forum Endorsement.
11. There were no eligible patients that met the denominator criteria.

Compared to other Joint Commission Accredited Organizations

Measure Area	Explanation	Nationwide	Statewide
Emergency Department	This category of evidence based measures assesses the time patients remain in the hospital Emergency Department prior to inpatient admission.	 ²	 ²

Compared to other Joint Commission Accredited Organizations

Measure	Explanation	Hospital Results	Compared to other Joint Commission Accredited Organizations			
			Nationwide	Statewide	Top 10% Scored at Most:	Weighted Top 10% Scored at Most: Median:
Admit Decision Time to ED Departure Time for Admitted Patients	The amount of time (in minutes) it takes from the time the physician decides to admit a patient into the hospital from the Emergency Department until the patient actually leaves the ED to go to the inpatient unit.	 ² 140.00 minutes 652 eligible Patients	55.00	133.00	57.00	118.11



The Joint Commission only reports measures endorsed by the National Quality Forum.

* This information can also be viewed at www.hospitalcompare.hhs.gov

---- Null value or data not displayed.

For further information and explanation of the Quality Report contents, refer to the "Quality Report User Guide."



National Quality Improvement Goals

Reporting Period: January 2019 - December 2019

Symbol Key

- This organization achieved the best possible results
- This organization's performance is above the target range/value.
- This organization's performance is similar to the target range/value.
- This organization's performance is below the target range/value.
- Not displayed

Footnote Key

1. The Measure or Measure Set was not reported.
2. The Measure Set does not have an overall result.
3. The number of patients is not enough for comparison purposes.
4. The measure meets the Privacy Disclosure Threshold rule.
5. The organization scored above 90% but was below most other organizations.
6. The Measure results are not statistically valid.
7. The Measure results are based on a sample of patients.
8. The number of months with Measure data is below the reporting requirement.
9. The measure results are temporarily suppressed pending resubmission of updated data.
10. Test Measure: a measure being evaluated for reliability of the individual data elements or awaiting National Quality Forum Endorsement.
11. There were no eligible patients that met the denominator criteria.

For further information and explanation of the Quality Report contents, refer to the "Quality Report User Guide."

Measure Area	Explanation	Compared to other Joint Commission Accredited Organizations	
		Nationwide	Statewide
Perinatal Care	This category of evidenced based measures assesses the care of mothers and newborns.	2	2

Measure	Explanation	Compared to other Joint Commission Accredited Organizations				
		Hospital Results	Nationwide Top 10% Scored at Least:	Average Rate:	Statewide Top 10% Scored at Least:	Average Rate:
Antenatal Steroids	This measure reports the overall number of mothers who were at risk of preterm delivery at 24-32 weeks gestation receiving antenatal steroids prior to delivering preterm newborns. Antenatal steroids are steroids given before birth.	 96% of 26 eligible Patients	100%	98%	100%	98%
Cesarean Birth	This measure reports the number of first-time moms with a full-term, single baby in a head-down position who delivered the baby by cesarean section.	 35% of 326 eligible Patients	12%	25%	15%	27%
Elective Delivery	This measure reports the overall number of mothers who had elective vaginal deliveries or elective cesarean sections at equal to and greater than 37 weeks gestation. An elective delivery is the delivery of a newborn(s) when the mother was not in active labor or presented with spontaneous ruptured membranes prior to medical induction and/or cesarean section.	 9% of 105 eligible Patients	0%	2%	0%	2%
Exclusive Breast Milk Feeding	This measure reports the overall number of newborns who are exclusively breast milk fed during the newborns entire hospitalization. Exclusive breast milk feeding is when a newborn receives only breast milk and no other liquids or solids except for drops or syrups consisting of vitamins, minerals, or medicines.	 51% of 457 eligible Patients	73%	51%	61%	44%
Unexpected Complications in Term Newborns per 1000 livebirths - Moderate Rate	The moderate rate equals the number of patients with moderate complications.	10 1259.00 minutes 3335 eligible Patients				

The Joint Commission only reports measures endorsed by the National Quality Forum.

* This information can also be viewed at www.hospitalcompare.hhs.gov






---- Null value or data not displayed.



National Quality Improvement Goals

Reporting Period: January 2019 - December 2019



Symbol Key

-  This organization achieved the best possible results
-  This organization's performance is above the target range/value.
-  This organization's performance is similar to the target range/value.
-  This organization's performance is below the target range/value.
-  Not displayed



Footnote Key

1. The Measure or Measure Set was not reported.
2. The Measure Set does not have an overall result.
3. The number of patients is not enough for comparison purposes.
4. The measure meets the Privacy Disclosure Threshold rule.
5. The organization scored above 90% but was below most other organizations.
6. The Measure results are not statistically valid.
7. The Measure results are based on a sample of patients.
8. The number of months with Measure data is below the reporting requirement.
9. The measure results are temporarily suppressed pending resubmission of updated data.
10. Test Measure: a measure being evaluated for reliability of the individual data elements or awaiting National Quality Forum Endorsement.
11. There were no eligible patients that met the denominator criteria.

Compared to other Joint Commission Accredited Organizations

Measure Area	Explanation	Nationwide	Statewide
Perinatal Care	This category of evidenced based measures assesses the care of mothers and newborns.	 2	 2

Compared to other Joint Commission Accredited Organizations

Measure	Explanation	Compared to other Joint Commission Accredited Organizations				
		Nationwide		Statewide		
		Hospital Results	Top 10% Scored at Least:	Average Rate:	Top 10% Scored at Least:	Average Rate:
Unexpected Complications in Term Newborns per 1000 livebirths - Overall Rate	This measure looks at the number of full-term single babies with a normal birth weight and with no preexisting conditions, these are babies that are expected to do well and routinely go home with the mother.	 10 1949.00 minutes 3335 eligible Patients				
Unexpected Complications in Term Newborns per 1000 livebirths - Severe Rate	The severe rate equals the number of patients with severe complications.	 10 689.00 minutes 3335 eligible Patients				



The Joint Commission only reports measures endorsed by the National Quality Forum.

* This information can also be viewed at www.hospitalcompare.hhs.gov

---- Null value or data not displayed.

For further information and explanation of the Quality Report contents, refer to the "Quality Report User Guide."