



Accreditation Quality Report





Welcome to the Joint Commission's Quality Report. We know how important reliable information is to you and your family when making health care decisions. This Quality Report will help you make the right decisions to meet your needs. Since 1951, the Joint Commission has been the national leader in setting standards for health care organizations. When a health care organization seeks accreditation, it demonstrates commitment to giving safe, high quality health care and to continually working to improve that care.

The Quality Report is only one way to determine whether a health care organization can meet your needs. Discuss this report with your doctor or with other professional acquaintances before making a care decision. In addition to the accreditation status of the organization, the Quality Report uses checks, pluses, and minuses in each of the following key areas to help you compare a health care organization with similar accredited organizations.

- National Patient Safety Goals - safety guidelines that target the prevention of medical errors such as surgery on the wrong side of the body and safe medication use.
- National Quality Improvement Goals - measures the care of patients with specific conditions such as heart failure or pregnancy.

Not all measures are relevant to or available for all types of health care organizations. The Joint Commission will add relevant measures of health care quality as more measures become available. Your comments are just as important to us. The content and format of the Quality Report will be updated from time to time based on changes in the health care industry and your suggestions. Please call Customer Service at 630-792-5800 or e-mail the Joint Commission at qualityreport@jointcommission.org with your comments and suggestions.

Mark R. Chassin, MD, MPP, MPH
President of the Joint Commission



Summary of Quality Information

Symbol Key

-  This organization achieved the best possible results.
-  This organization's performance is above the target range/value.
-  This organization's performance is similar to the target range/value.
-  This organization's performance is below the target range/value.
-  This Measure is not applicable for this organization.
-  Not displayed

Footnote Key

1. The Measure or Measure Set was not reported.
2. The Measure Set does not have an overall result.
3. The number of patients is not enough for comparison purposes.
4. The measure meets the Privacy Disclosure Threshold rule.
5. The organization scored above 90% but was below most other organizations.
6. The Measure results are not statistically valid.
7. The Measure results are based on a sample of patients.
8. The number of months with Measure data is below the reporting requirement.
9. The measure results are temporarily suppressed pending resubmission of updated data.
10. Test Measure: a measure being evaluated for reliability of the individual data elements or awaiting National Quality Forum Endorsement.
11. There were no eligible patients that met the denominator criteria.

For further information and explanation of the Quality Report contents, refer to the "Quality Report User Guide."

Accreditation Programs

Accreditation Programs	Accreditation Decision	Effective Date	Last Full Survey Date	Last On-Site Survey Date
 Home Care	Accredited	9/1/2012	8/31/2012	8/31/2012
 Hospital	Accredited	9/1/2012	8/31/2012	10/11/2012

Accreditation programs recognized by the Centers for Medicare and Medicaid Services (CMS)

Hospital

Advanced Certification Programs

Advanced Certification Programs	Certification Decision	Effective Date	Last Full Review Date	Last On-Site Review Date
 Primary Stroke Center	Certification	1/31/2015	1/30/2015	1/30/2015

Certified Programs





Certified Programs	Certification Decision	Effective Date	Last Full Review Date	Last On-Site Review Date
 Heart Failure	Certification	12/7/2012	12/6/2012	12/6/2012
 Joint Replacement - Hip	Certification	11/9/2012	11/8/2012	11/8/2012
 Joint Replacement - Knee	Certification	11/9/2012	11/8/2012	11/8/2012

Other Accredited Programs/Services

- Hospital (Accredited by American College of Surgeons-Commission on Cancer (ACoS-COC))

Special Quality Awards

2013 Gold Plus Get With The Guidelines - Stroke

		Compared to other Joint Commission Accredited Organizations	
		Nationwide	Statewide
Home Care	2012National Patient Safety Goals		 *
Hospital	2012National Patient Safety Goals		 *



The Joint Commission only reports measures endorsed by the National Quality Forum.



Summary of Quality Information

Symbol Key

-  This organization achieved the best possible results.
-  This organization's performance is above the target range/value.
-  This organization's performance is similar to the target range/value.
-  This organization's performance is below the target range/value.
-  This Measure is not applicable for this organization.
-  Not displayed

Footnote Key

1. The Measure or Measure Set was not reported.
2. The Measure Set does not have an overall result.
3. The number of patients is not enough for comparison purposes.
4. The measure meets the Privacy Disclosure Threshold rule.
5. The organization scored above 90% but was below most other organizations.
6. The Measure results are not statistically valid.
7. The Measure results are based on a sample of patients.
8. The number of months with Measure data is below the reporting requirement.
9. The measure results are temporarily suppressed pending resubmission of updated data.
10. Test Measure: a measure being evaluated for reliability of the individual data elements or awaiting National Quality Forum Endorsement.
11. There were no eligible patients that met the denominator criteria.

For further information and explanation of the Quality Report contents, refer to the "Quality Report User Guide."

Compared to other Joint Commission Accredited Organizations

Nationwide

Statewide

National Quality Improvement Goals:

Reporting Period:
Jul 2013 -
Jun 2014

Heart Attack Care

Heart Failure Care

Perinatal Care

Pneumonia Care

Stroke Care



Surgical Care Improvement Project (SCIP)

SCIP - Cardiac

SCIP - Infection Prevention

For All Reported Procedures:



- Blood Vessel Surgery
- Colon/Large Intestine Surgery
- Coronary Artery Bypass Graft
- Hip Joint Replacement
- Hysterectomy
- Knee Replacement
- Open Heart Surgery



SCIP – Venous Thromboembolism (VTE)



The Joint Commission only reports measures endorsed by the National Quality Forum.



Locations of Care

* Primary Location

Locations of Care	Available Services
Doylestown Hospital * DBA: Doylestown Hospital 595 West State Street Doylestown, PA 18901	Joint Commission Advanced Certification Programs: <ul style="list-style-type: none"> Primary Stroke Center Joint Commission Certified Programs: <ul style="list-style-type: none"> Heart Failure Joint Replacement - Hip Joint Replacement - Knee Services: <ul style="list-style-type: none"> Cardiac Catheterization Lab (Surgical Services) Cardiac Surgery (Surgical Services) Cardiothoracic Surgery (Surgical Services) Coronary Care Unit (Inpatient) CT Scanner (Imaging/Diagnostic Services) Ear/Nose/Throat Surgery (Surgical Services) EEG/EKG/EMG Lab (Imaging/Diagnostic Services) Gastroenterology (Surgical Services) GI or Endoscopy Lab (Imaging/Diagnostic Services) Gynecological Surgery (Surgical Services) Gynecology (Inpatient) Inpatient Unit (Inpatient) Interventional Radiology (Imaging/Diagnostic Services) Labor & Delivery (Inpatient) Magnetic Resonance Imaging (Imaging/Diagnostic Services) Medical /Surgical Unit (Inpatient) Medical ICU (Intensive Care Unit) Normal Newborn Nursery (Inpatient) Nuclear Medicine (Imaging/Diagnostic Services) Orthopedic Surgery (Surgical Services) Orthopedic/Spine Unit (Inpatient) Outpatient Clinics (Outpatient) Pediatric Unit (Inpatient) Plastic Surgery (Surgical Services) Post Anesthesia Care Unit (PACU) (Inpatient) Teleradiology (Imaging/Diagnostic Services) Thoracic Surgery (Surgical Services) Ultrasound (Imaging/Diagnostic Services) Urology (Surgical Services) Vascular Surgery (Surgical Services)
Doylestown Hospital Home Care / Visiting Nurse 875 North Easton Road Doylestown, PA 18901	Services: <ul style="list-style-type: none"> Home Health Aides Home Health, Non-Hospice Services Hospice Care Medical Social Services Occupational Therapy Physical Therapy Skilled Nursing Services Speech Language Pathology
Doylestown Hospital Cardiac Services 599 West State Street, Suite 200 Doylestown, PA 18901	Services: <ul style="list-style-type: none"> Outpatient Clinics (Outpatient)






Locations of Care

* Primary Location	
Locations of Care	Available Services
Doylestown Hospital Cardiac Services 315 West State Street Doylestown, PA 18901	Services: <ul style="list-style-type: none">Outpatient Clinics (Outpatient)
Doylestown Hospital Surgery Center 847 Easton Road, Suite 1400 Warrington, PA 18976	Other Clinics/Practices located at this site: <ul style="list-style-type: none">Doylestown Hospital Cardiac Services, Suite 2800Health and Wellness CenterThe Vein and Laser Center Services: <ul style="list-style-type: none">Administration of High Risk Medications (Outpatient)Ambulatory Surgery Center (Outpatient)Anesthesia (Outpatient)Perform Invasive Procedure (Outpatient)











2012 National Patient Safety Goals

Symbol Key

-  The organization has met the National Patient Safety Goal.
-  The organization has not met the National Patient Safety Goal.
-  The Goal is not applicable for this organization.

For further information and explanation of the Quality Report contents, refer to the "Quality Report User Guide."

Home Care

Safety Goals	Organizations Should	Implemented
Improve the accuracy of patient identification.	Use of Two Patient Identifiers	
Reduce the risk of health care-associated infections.	Meeting Hand Hygiene Guidelines	
Accurately and completely reconcile medications across the continuum of care.	Comparing Current and Newly Ordered Medications	
	Communicating Medications to the Next Provider	
	Providing a Reconciled Medication List to the Patient	
	Settings in Which Medications are Minimally Used	
Reduce the risk of patient harm resulting from falls.	Implementing a Fall Reduction Program	
The organization identifies safety risks inherent in its patient population.	Identifying Risks Associated with Home Oxygen	






















2012 National Patient Safety Goals

Symbol Key

-  The organization has met the National Patient Safety Goal.
-  The organization has not met the National Patient Safety Goal.
-  The Goal is not applicable for this organization.

For further information and explanation of the Quality Report contents, refer to the "Quality Report User Guide."

Hospital

Safety Goals	Organizations Should	Implemented
Improve the accuracy of patient identification.	Use of Two Patient Identifiers	
	Eliminating Transfusion Errors	
Improve the effectiveness of communication among caregivers.	Timely Reporting of Critical Tests and Critical Results	
Improve the safety of using medications.	Labeling Medications	
	Reducing Harm from Anticoagulation Therapy	
	Reconciling Medication Information	
Reduce the risk of health care-associated infections.	Meeting Hand Hygiene Guidelines	
	Preventing Multi-Drug Resistant Organism Infections	
	Preventing Central-Line Associated Blood Stream Infections	
	Preventing Surgical Site Infections	
	Preventing Catheter-Associated Urinary Tract Infection	
Accurately and completely reconcile medications across the continuum of care.	Comparing Current and Newly Ordered Medications	
	Communicating Medications to the Next Provider	
	Providing a Reconciled Medication List to the Patient	
	Settings in Which Medications are Minimally Used	
The organization identifies safety risks inherent in its patient population.	Identifying Individuals at Risk for Suicide	
Universal Protocol	Conducting a Pre-Procedure Verification Process	
	Marking the Procedure Site	
	Performing a Time-Out	



National Quality Improvement Goals

Reporting Period: July 2013 - June 2014

Symbol Key

- This organization achieved the best possible results
- This organization's performance is above the target range/value.
- This organization's performance is similar to the target range/value.
- This organization's performance is below the target range/value.
- Not displayed

Footnote Key

1. The Measure or Measure Set was not reported.
2. The Measure Set does not have an overall result.
3. The number of patients is not enough for comparison purposes.
4. The measure meets the Privacy Disclosure Threshold rule.
5. The organization scored above 90% but was below most other organizations.
6. The Measure results are not statistically valid.
7. The Measure results are based on a sample of patients.
8. The number of months with Measure data is below the reporting requirement.
9. The measure results are temporarily suppressed pending resubmission of updated data.
10. Test Measure: a measure being evaluated for reliability of the individual data elements or awaiting National Quality Forum Endorsement.
11. There were no eligible patients that met the denominator criteria.

Compared to other Joint Commission Accredited Organizations

Measure Area	Explanation	Nationwide	Statewide
Heart Attack Care	This category of evidence based measures assesses the overall quality of care provided to Heart Attack (AMI) patients.		

Compared to other Joint Commission Accredited Organizations

Measure	Explanation	Hospital Results	Compared to other Joint Commission Accredited Organizations			
			Nationwide	Average Rate:	Statewide	Average Rate:
			Top 10% Scored at Least:		Top 10% Scored at Least:	
ACE inhibitor or ARB for LVSD*	Heart attack patients who receive either a prescription for a medicine called an "ACE inhibitor" or a medicine called an angiotensin receptor blocker (ARB) when they are discharged from the hospital. This measure reports what percent of heart attack patients who have problems with the heart pumping enough blood to the body were prescribed medicines to improve the heart's ability to pump blood.*	 100% of 42 eligible Patients	100%	98%	100%	98%
Aspirin at arrival*	Heart attack patients receiving aspirin when arriving at the hospital. This measure reports what percent of heart attack patients receive aspirin within 24 hours before or after they arrive at the hospital. Aspirin is beneficial because it reduces the tendency of blood to clot in blood vessels of the heart and improves survival rates.*	 100% of 349 eligible Patients	100%	99%	100%	100%
Aspirin prescribed at discharge*	Heart attack patients who receive a prescription for aspirin when being discharged from the hospital. This measure reports how often aspirin was prescribed to heart attack patients when they are leaving a hospital. Aspirin is beneficial because it reduces the tendency of blood to clot in blood vessels of the heart and improves survival rates.*	 100% of 325 eligible Patients	100%	99%	100%	100%



The Joint Commission only reports measures endorsed by the National Quality Forum.

* This information can also be viewed at www.hospitalcompare.hhs.gov

---- Null value or data not displayed.

For further information and explanation of the Quality Report contents, refer to the "Quality Report User Guide."



National Quality Improvement Goals

Reporting Period: July 2013 - June 2014

Symbol Key

- This organization achieved the best possible results
- This organization's performance is above the target range/value.
- This organization's performance is similar to the target range/value.
- This organization's performance is below the target range/value.
- Not displayed

Footnote Key

1. The Measure or Measure Set was not reported.
2. The Measure Set does not have an overall result.
3. The number of patients is not enough for comparison purposes.
4. The measure meets the Privacy Disclosure Threshold rule.
5. The organization scored above 90% but was below most other organizations.
6. The Measure results are not statistically valid.
7. The Measure results are based on a sample of patients.
8. The number of months with Measure data is below the reporting requirement.
9. The measure results are temporarily suppressed pending resubmission of updated data.
10. Test Measure: a measure being evaluated for reliability of the individual data elements or awaiting National Quality Forum Endorsement.
11. There were no eligible patients that met the denominator criteria.

Compared to other Joint Commission Accredited Organizations

Measure Area	Explanation	Nationwide	Statewide
Heart Attack Care	This category of evidence based measures assesses the overall quality of care provided to Heart Attack (AMI) patients.		

Compared to other Joint Commission Accredited Organizations

Measure	Explanation	Hospital Results	Compared to other Joint Commission Accredited Organizations			
			Nationwide	Average Rate:	Statewide	Average Rate:
Beta blocker prescribed at discharge*	Heart attack patients who have a medicine called a "beta blocker" prescribed when they are discharged from the hospital. This measure reports what percent of heart attack patients were prescribed a special type of medicine when leaving the hospital, that has been shown to reduce further heart damage.*	 100% of 303 eligible Patients	100%	99%	100%	99%
Primary PCI received within 90 minutes of hospital arrival*	Heart attack patient with a clogged artery in the heart that is opened with a balloon therapy called PCI within 90 minutes of hospital arrival. This measure reports how quickly heart attack patients had a clogged artery in the heart opened with a balloon therapy called PCI to increase blood flow to the heart and reduce heart damage. Lack of blood supply to heart muscle can cause lasting heart damage. In certain types of heart attacks, a small balloon is threaded into a blood vessel in the heart to open up a clogged artery that keeps the blood from flowing to the heart muscle. It is important that this therapy be given quickly after a heart attack is diagnosed.*	 100% of 78 eligible Patients	100%	96%	100%	97%
Statin Prescribed at Discharge	Heart attack patients who receive a prescription for a statin medication at discharge. This measure reports what percentage of heart patients who have problems with high cholesterol were prescribed medications to help reduce their "bad" cholesterol.	 99% of 302 eligible Patients	100%	99%	100%	99%



The Joint Commission only reports measures endorsed by the National Quality Forum.

- * This information can also be viewed at www.hospitalcompare.hhs.gov
 ---- Null value or data not displayed.

For further information and explanation of the Quality Report contents, refer to the "Quality Report User Guide."



National Quality Improvement Goals

Reporting Period: July 2013 - June 2014

Symbol Key

- This organization achieved the best possible results
- This organization's performance is above the target range/value.
- This organization's performance is similar to the target range/value.
- This organization's performance is below the target range/value.
- Not displayed

Footnote Key

1. The Measure or Measure Set was not reported.
2. The Measure Set does not have an overall result.
3. The number of patients is not enough for comparison purposes.
4. The measure meets the Privacy Disclosure Threshold rule.
5. The organization scored above 90% but was below most other organizations.
6. The Measure results are not statistically valid.
7. The Measure results are based on a sample of patients.
8. The number of months with Measure data is below the reporting requirement.
9. The measure results are temporarily suppressed pending resubmission of updated data.
10. Test Measure: a measure being evaluated for reliability of the individual data elements or awaiting National Quality Forum Endorsement.
11. There were no eligible patients that met the denominator criteria.

Compared to other Joint Commission Accredited Organizations

Measure Area	Explanation	Nationwide	Statewide
Heart Failure Care	This category of evidence based measures assesses the overall quality of care provided to Heart Failure (HF) patients.		

Compared to other Joint Commission Accredited Organizations

Measure	Explanation	Hospital Results	Compared to other Joint Commission Accredited Organizations			
			Nationwide	Average Rate:	Statewide	Average Rate:
ACE inhibitor or ARB for LVSD*	Heart failure patients who receive either a prescription for a medicine called an "ACE inhibitor" or a medicine called an angiotensin receptor blocker (ARB) when they are discharged from the hospital. This measure reports what percent of heart failure patients who have problems with the heart pumping enough blood to the body were prescribed medicines to improve the heart's ability to pump blood.*	 100% of 112 eligible Patients	100%	97%	100%	98%
LVF assessment*	Heart failure patients who have had the function of the main pumping chamber of the heart (i.e., left ventricle) checked during their hospitalization. This measure reports what percent of patients with heart failure receive an in-depth evaluation of heart muscle function in order to get the right treatment for their heart failure. Limitations of measure use - see Accreditation Quality Report User Guide.*	 100% of 475 eligible Patients	100%	100%	100%	100%



The Joint Commission only reports measures endorsed by the National Quality Forum.

* This information can also be viewed at www.hospitalcompare.hhs.gov

---- Null value or data not displayed.

For further information and explanation of the Quality Report contents, refer to the "Quality Report User Guide."



National Quality Improvement Goals

Reporting Period: July 2013 - June 2014

Symbol Key

- This organization achieved the best possible results
- This organization's performance is above the target range/value.
- This organization's performance is similar to the target range/value.
- This organization's performance is below the target range/value.
- Not displayed

Footnote Key

1. The Measure or Measure Set was not reported.
2. The Measure Set does not have an overall result.
3. The number of patients is not enough for comparison purposes.
4. The measure meets the Privacy Disclosure Threshold rule.
5. The organization scored above 90% but was below most other organizations.
6. The Measure results are not statistically valid.
7. The Measure results are based on a sample of patients.
8. The number of months with Measure data is below the reporting requirement.
9. The measure results are temporarily suppressed pending resubmission of updated data.
10. Test Measure: a measure being evaluated for reliability of the individual data elements or awaiting National Quality Forum Endorsement.
11. There were no eligible patients that met the denominator criteria.

Compared to other Joint Commission Accredited Organizations

Measure Area	Explanation	Nationwide	Statewide
Perinatal Care	This category of evidenced based measures assesses the care of mothers and newborns.	2	2

Compared to other Joint Commission Accredited Organizations

Measure	Explanation	Compared to other Joint Commission Accredited Organizations				
		Hospital Results	Top 10% Scored at Least:	Average Rate:	Top 10% Scored at Least:	Average Rate:
Antenatal Steroids	This measure reports the overall number of mothers who were at risk of preterm delivery at 24-32 weeks gestation receiving antenatal steroids prior to delivering preterm newborns. Antenatal steroids are steroids given before birth.	4 ---	100%	90%	100%	94%
Elective Delivery	This measure reports the overall number of mothers who had elective vaginal deliveries or elective cesarean sections at equal to and greater than 37 weeks gestation. An elective delivery is the delivery of a newborn(s) when the mother was not in active labor or presented with spontaneous ruptured membranes prior to medical induction and/or cesarean section.	 12% of 41 eligible Patients	0%	4%	0%	3%
Exclusive Breast Milk Feeding	This measure reports the overall number of newborns who are exclusively breast milk fed during the newborns entire hospitalization. Exclusive breast milk feeding is when a newborn receives only breast milk and no other liquids or solids except for drops or syrups consisting of vitamins, minerals, or medicines.	 58% of 327 eligible Patients	74%	50%	62%	49%
Exclusive Breast Milk Feeding Considering Mothers Choice	This measure reports the overall number of newborns who are exclusively breast milk fed during the newborns entire hospitalization not including those newborns whose mothers chose to not exclusively feed breast milk at the time of birth of the newborn.	 66% of 289 eligible Patients	90%	64%	92%	63%



The Joint Commission only reports measures endorsed by the National Quality Forum.

* This information can also be viewed at www.hospitalcompare.hhs.gov

--- Null value or data not displayed.

For further information and explanation of the Quality Report contents, refer to the "Quality Report User Guide."



National Quality Improvement Goals

Reporting Period: July 2013 - June 2014

Symbol Key

- This organization achieved the best possible results
- This organization's performance is above the target range/value.
- This organization's performance is similar to the target range/value.
- This organization's performance is below the target range/value.
- Not displayed

Footnote Key

1. The Measure or Measure Set was not reported.
2. The Measure Set does not have an overall result.
3. The number of patients is not enough for comparison purposes.
4. The measure meets the Privacy Disclosure Threshold rule.
5. The organization scored above 90% but was below most other organizations.
6. The Measure results are not statistically valid.
7. The Measure results are based on a sample of patients.
8. The number of months with Measure data is below the reporting requirement.
9. The measure results are temporarily suppressed pending resubmission of updated data.
10. Test Measure: a measure being evaluated for reliability of the individual data elements or awaiting National Quality Forum Endorsement.
11. There were no eligible patients that met the denominator criteria.

Compared to other Joint Commission Accredited Organizations

Measure Area	Explanation	Nationwide	Statewide
Pneumonia Care	This category of evidence based measures assesses the overall quality of care provided to Pneumonia patients.		

		Compared to other Joint Commission Accredited Organizations				
		Nationwide		Statewide		
Measure	Explanation	Hospital Results	Top 10% Scored at Least:	Average Rate:	Top 10% Scored at Least:	Average Rate:
Blood cultures for pneumonia patients in intensive care units.	Pneumonia patients cared for in an intensive care unit that had a blood test for the presence of bacteria in their blood within 24 hours of hospital arrival. This measure reports the percent of pneumonia patients in intensive care units who had a blood culture within 24 hours prior to or after hospital arrival.	 93% of 57 eligible Patients	100%	98%	100%	98%
Initial antibiotic selection for CAP in immunocompetent – ICU patient*	Patients in intensive care units who have community-acquired pneumonia who received the appropriate medicine (antibiotic) that has been shown to be effective for community-acquired pneumonia. This measure reports how often patients in intensive care units with community-acquired pneumonia were given the correct antibiotic within 24 hours of hospital arrival, based on recommendations from written guidelines, for the treatment of pneumonia.*	3 94% of 16 eligible Patients ³	100%	94%	100%	95%
Initial antibiotic selection for CAP in immunocompetent – non ICU patient*	Patients not in intensive care units who have community-acquired pneumonia who received the appropriate medicine (antibiotic) that has been shown to be effective for community-acquired pneumonia. This measure reports how often patients with community-acquired pneumonia not cared for in intensive care units, were given the correct antibiotic within 24 hours of hospital arrival, based on recommendations from written guidelines, for the treatment of pneumonia.*	 99% of 206 eligible Patients	100%	97%	100%	97%



The Joint Commission only reports measures endorsed by the National Quality Forum.

* This information can also be viewed at www.hospitalcompare.hhs.gov

---- Null value or data not displayed.

For further information and explanation of the Quality Report contents, refer to the "Quality Report User Guide."



National Quality Improvement Goals

Reporting Period: July 2013 - June 2014

Symbol Key

- This organization achieved the best possible results
- This organization's performance is above the target range/value.
- This organization's performance is similar to the target range/value.
- This organization's performance is below the target range/value.
- Not displayed

Footnote Key

1. The Measure or Measure Set was not reported.
2. The Measure Set does not have an overall result.
3. The number of patients is not enough for comparison purposes.
4. The measure meets the Privacy Disclosure Threshold rule.
5. The organization scored above 90% but was below most other organizations.
6. The Measure results are not statistically valid.
7. The Measure results are based on a sample of patients.
8. The number of months with Measure data is below the reporting requirement.
9. The measure results are temporarily suppressed pending resubmission of updated data.
10. Test Measure: a measure being evaluated for reliability of the individual data elements or awaiting National Quality Forum Endorsement.
11. There were no eligible patients that met the denominator criteria.

Compared to other Joint Commission Accredited Organizations

Measure Area	Explanation	Nationwide	Statewide
Stroke Care	This category of evidence based measures assesses the overall quality of care provided to Stroke (STK) patients.		

Compared to other Joint Commission Accredited Organizations

Measure	Explanation	Compared to other Joint Commission Accredited Organizations				
		Hospital Results	Nationwide Top 10% Scored at Least:	Average Rate:	Statewide Top 10% Scored at Least:	Average Rate:
Anticoagulation Therapy for Atrial Fibrillation/Flutter	Ischemic stroke patients with atrial fibrillation/flutter who receive a prescription for an anticoagulant medication when being discharged from the hospital. This measure reports how often an anticoagulant medication was prescribed to ischemic stroke patients with atrial fibrillation/flutter when they are leaving a hospital. Atrial fibrillation is a heart rhythm disturbance that can allow blood clots to form within the upper chambers of the heart. If these blood clots break off and get into the bloodstream, a stroke can result. Anticoagulant medications or "blood thinners" help to prevent blood clots from forming.	 98% of 45 eligible Patients	100%	97%	100%	97%
Antithrombotic Therapy By End of Hospital Day 2	Ischemic stroke patients receiving an antithrombotic medication by the end of hospital day 2. This measure reports what percent of ischemic stroke patients receive an antithrombotic medication, such as aspirin, the day of or day after hospital arrival. Antithrombotic medications are beneficial because they reduce the tendency of blood to clot in blood vessels of the brain and improve survival rates.	 99% of 192 eligible Patients	100%	99%	100%	99%



The Joint Commission only reports measures endorsed by the National Quality Forum.

* This information can also be viewed at www.hospitalcompare.hhs.gov

---- Null value or data not displayed.

For further information and explanation of the Quality Report contents, refer to the "Quality Report User Guide."



National Quality Improvement Goals

Reporting Period: July 2013 - June 2014

Symbol Key

- This organization achieved the best possible results
- This organization's performance is above the target range/value.
- This organization's performance is similar to the target range/value.
- This organization's performance is below the target range/value.
- Not displayed

Footnote Key

1. The Measure or Measure Set was not reported.
2. The Measure Set does not have an overall result.
3. The number of patients is not enough for comparison purposes.
4. The measure meets the Privacy Disclosure Threshold rule.
5. The organization scored above 90% but was below most other organizations.
6. The Measure results are not statistically valid.
7. The Measure results are based on a sample of patients.
8. The number of months with Measure data is below the reporting requirement.
9. The measure results are temporarily suppressed pending resubmission of updated data.
10. Test Measure: a measure being evaluated for reliability of the individual data elements or awaiting National Quality Forum Endorsement.
11. There were no eligible patients that met the denominator criteria.

Compared to other Joint Commission Accredited Organizations

Measure Area	Explanation	Nationwide	Statewide
Stroke Care	This category of evidence based measures assesses the overall quality of care provided to Stroke (STK) patients.		

Compared to other Joint Commission Accredited Organizations

Measure	Explanation	Compared to other Joint Commission Accredited Organizations				
		Hospital Results	Top 10% Scored at Least:	Average Rate:	Top 10% Scored at Least:	Average Rate:
Assessed for Rehabilitation	Stroke patients who have had their need for rehabilitation services assessed by a member of the rehabilitation team during their hospitalization. This measure reports what percent of stroke patients have a rehabilitation assessment completed or receive rehabilitation services during their hospitalization. Rehabilitation is a treatment(s) designed to facilitate the process of recovery from stroke or other injury, illness, or disease to as normal a condition as possible.	 99% of 223 eligible Patients	100%	99%	100%	99%
Discharged on Antithrombotic Therapy	Ischemic stroke patients who receive a prescription for an antithrombotic medication when discharged from the hospital. This measure reports how often an antithrombotic medication, such as aspirin, was prescribed to ischemic stroke patients when they are leaving a hospital. Antithrombotic medications are beneficial because they reduce the tendency of blood to clot in blood vessels of the brain and improve survival rates.	 99% of 216 eligible Patients	100%	99%	100%	100%
Discharged on Statin Medication	Ischemic stroke patients who receive a prescription for a statin medication when discharged from the hospital. This measure reports how often a statin medication was prescribed to ischemic stroke patients when they are leaving a hospital. Statin medications reduce the level of cholesterol circulating in the blood.	 97% of 156 eligible Patients	100%	97%	100%	98%



The Joint Commission only reports measures endorsed by the National Quality Forum.

* This information can also be viewed at www.hospitalcompare.hhs.gov

---- Null value or data not displayed.

For further information and explanation of the Quality Report contents, refer to the "Quality Report User Guide."



National Quality Improvement Goals

Reporting Period: July 2013 - June 2014

Symbol Key

- This organization achieved the best possible results
- This organization's performance is above the target range/value.
- This organization's performance is similar to the target range/value.
- This organization's performance is below the target range/value.
- Not displayed

Footnote Key

1. The Measure or Measure Set was not reported.
2. The Measure Set does not have an overall result.
3. The number of patients is not enough for comparison purposes.
4. The measure meets the Privacy Disclosure Threshold rule.
5. The organization scored above 90% but was below most other organizations.
6. The Measure results are not statistically valid.
7. The Measure results are based on a sample of patients.
8. The number of months with Measure data is below the reporting requirement.
9. The measure results are temporarily suppressed pending resubmission of updated data.
10. Test Measure: a measure being evaluated for reliability of the individual data elements or awaiting National Quality Forum Endorsement.
11. There were no eligible patients that met the denominator criteria.

Compared to other Joint Commission
Accredited Organizations

Measure Area	Explanation	Nationwide	Statewide
Stroke Care	This category of evidence based measures assesses the overall quality of care provided to Stroke (STK) patients.		

Compared to other Joint Commission
Accredited Organizations

Measure	Explanation	Compared to other Joint Commission Accredited Organizations				
		Hospital Results	Top 10% Scored at Least:	Average Rate:	Top 10% Scored at Least:	Average Rate:
Stroke Education	Stroke patients who receive specific educational material about their condition. This measure reports what percent of stroke patients are given written instructions or educational material about their condition and care when they leave the hospital. Patient education about medicines, follow-up care after discharge, risk factors for stroke, warning signs to watch for, and activation of the emergency medical system if these signs occur is important in order to prevent another stroke.	 99% of 140 eligible Patients	100%	94%	100%	96%
Thrombolytic Therapy	Acute ischemic stroke patients who receive a medicine that breaks up blood clots (thrombolytic therapy) within 180 minutes of stroke symptom onset. This measure reports how quickly ischemic stroke patients were given a medication that breaks up blood clots (thrombolytic therapy). Breaking up blood clots increases blood flow to the brain. If blood flow is returned to the brain quickly during a stroke, the risk of brain damage and loss of physical function is decreased. The medicine that breaks up clots in the arteries and allows the return of normal blood flow is called thrombolytic therapy or "t-PA". It is important that this medicine be given quickly after an ischemic stroke is diagnosed.	³ 85% of 13 eligible Patients ³	100%	83%	100%	84%



The Joint Commission only reports measures endorsed by the National Quality Forum.

* This information can also be viewed at www.hospitalcompare.hhs.gov

---- Null value or data not displayed.






For further information and explanation of the Quality Report contents, refer to the "Quality Report User Guide."



National Quality Improvement Goals

Reporting Period: July 2013 - June 2014



Symbol Key

-  This organization achieved the best possible results
-  This organization's performance is above the target range/value.
-  This organization's performance is similar to the target range/value.
-  This organization's performance is below the target range/value.
-  Not displayed


Footnote Key

1. The Measure or Measure Set was not reported.
2. The Measure Set does not have an overall result.
3. The number of patients is not enough for comparison purposes.
4. The measure meets the Privacy Disclosure Threshold rule.
5. The organization scored above 90% but was below most other organizations.
6. The Measure results are not statistically valid.
7. The Measure results are based on a sample of patients.
8. The number of months with Measure data is below the reporting requirement.
9. The measure results are temporarily suppressed pending resubmission of updated data.
10. Test Measure: a measure being evaluated for reliability of the individual data elements or awaiting National Quality Forum Endorsement.
11. There were no eligible patients that met the denominator criteria.

Compared to other Joint Commission Accredited Organizations

Measure Area	Explanation	Nationwide	Statewide
Stroke Care	This category of evidence based measures assesses the overall quality of care provided to Stroke (STK) patients.		

Compared to other Joint Commission Accredited Organizations

Measure	Explanation	Compared to other Joint Commission Accredited Organizations				
		Hospital Results	Top 10% Scored at Least:	Average Rate:	Top 10% Scored at Least:	Average Rate:
Venous Thromboembolism (VTE) Prophylaxis	Stroke patients who receive treatment for the prevention of blood clots on the day of or day after hospital admission. Note: Treatment may be medication or mechanical devices for exercising the legs. This measure reports what percent of stroke patients receive treatment for the prevention of blood clots. Stroke patients are at increased risk of developing blood clots. The incidence of blood clots is lowest when patients are treated to prevent them.	 100% of 204 eligible Patients	100%	97%	100%	97%



The Joint Commission only reports measures endorsed by the National Quality Forum.

*

This information can also be viewed at www.hospitalcompare.hhs.gov

Null value or data not displayed.






For further information and explanation of the Quality Report contents, refer to the "Quality Report User Guide."



National Quality Improvement Goals

Reporting Period: July 2013 - June 2014

Symbol Key

-  This organization achieved the best possible results
-  This organization's performance is above the target range/value.
-  This organization's performance is similar to the target range/value.
-  This organization's performance is below the target range/value.
-  Not displayed


Footnote Key

1. The Measure or Measure Set was not reported.
2. The Measure Set does not have an overall result.
3. The number of patients is not enough for comparison purposes.
4. The measure meets the Privacy Disclosure Threshold rule.
5. The organization scored above 90% but was below most other organizations.
6. The Measure results are not statistically valid.
7. The Measure results are based on a sample of patients.
8. The number of months with Measure data is below the reporting requirement.
9. The measure results are temporarily suppressed pending resubmission of updated data.
10. Test Measure: a measure being evaluated for reliability of the individual data elements or awaiting National Quality Forum Endorsement.
11. There were no eligible patients that met the denominator criteria.

Compared to other Joint Commission Accredited Organizations

Measure Area	Explanation	Nationwide	Statewide
SCIP - Cardiac	This evidence based measure assesses continuation of beta-blocker therapy in selected surgical patients.		

Compared to other Joint Commission Accredited Organizations

Measure	Explanation					
		Nationwide		Statewide		
		Hospital Results	Top 10% Scored at Least:	Average Rate:	Top 10% Scored at Least:	Average Rate:
Surgery patients taking a Beta-Blocker before hospital admission who received a Beta-Blocker in the time frame of 24 hours before surgery through the time they were in the recovery room.	This measure reports the number of patients taking a Beta-Blocker medication before hospital admission who received a Beta-Blocker in the time frame of 24 hours before surgery through the time they were in the recovery room. Risk of complications is decreased when the Beta-Blocker is continued during the surgical time frame.	 99% of 350 eligible Patients	100%	98%	100%	99%



The Joint Commission only reports measures endorsed by the National Quality Forum.

* This information can also be viewed at www.hospitalcompare.hhs.gov

---- Null value or data not displayed.

For further information and explanation of the Quality Report contents, refer to the "Quality Report User Guide."



National Quality Improvement Goals

Reporting Period: July 2013 - June 2014

Symbol Key

- This organization achieved the best possible results
- This organization's performance is above the target range/value.
- This organization's performance is similar to the target range/value.
- This organization's performance is below the target range/value.
- Not displayed

Footnote Key

1. The Measure or Measure Set was not reported.
2. The Measure Set does not have an overall result.
3. The number of patients is not enough for comparison purposes.
4. The measure meets the Privacy Disclosure Threshold rule.
5. The organization scored above 90% but was below most other organizations.
6. The Measure results are not statistically valid.
7. The Measure results are based on a sample of patients.
8. The number of months with Measure data is below the reporting requirement.
9. The measure results are temporarily suppressed pending resubmission of updated data.
10. Test Measure: a measure being evaluated for reliability of the individual data elements or awaiting National Quality Forum Endorsement.
11. There were no eligible patients that met the denominator criteria.

Compared to other Joint Commission Accredited Organizations

Measure Area	Explanation	Nationwide	Statewide
SCIP - Infection Prevention	This category of evidence based measures assesses the overall use of indicated antibiotics for surgical infection prevention.		

Compared to other Joint Commission Accredited Organizations

Measure	Explanation	Hospital Results	Compared to other Joint Commission Accredited Organizations			
			Nationwide	Average Rate:	Statewide	Average Rate:
			Top 10% Scored at Least:		Top 10% Scored at Least:	
Patients having a surgery who received medicine to prevent infection (an antibiotic) within one hour before the skin was surgically cut.*	This measure reports how often patients having surgery received medicine that prevents infection (an antibiotic) within one hour before the skin was surgically cut. Infection is lowest when patients receive antibiotics to prevent infection within one hour before the skin is surgically cut. Note: Not every surgery requires antibiotics and this measure reports on those selected surgeries where evidence/experts have identified that antibiotics would be helpful.	 100% of 828 eligible Patients	100%	99%	100%	99%
Patients having surgery who received the appropriate medicine (antibiotic) which is shown to be effective for the type of surgery performed.*	This measure reports how often patients who had surgery were given the appropriate medicine (antibiotic) that prevents infection which is known to be effective for the type of surgery, based upon the recommendations of experts around the country. Note: Not every surgery requires antibiotics and this measure reports on those selected surgeries where evidence/experts have identified that antibiotics would be helpful.	 99% of 827 eligible Patients	100%	99%	100%	99%



The Joint Commission only reports measures endorsed by the National Quality Forum.

* This information can also be viewed at www.hospitalcompare.hhs.gov

---- Null value or data not displayed.

For further information and explanation of the Quality Report contents, refer to the "Quality Report User Guide."



National Quality Improvement Goals

Reporting Period: July 2013 - June 2014

Symbol Key

- This organization achieved the best possible results
- This organization's performance is above the target range/value.
- This organization's performance is similar to the target range/value.
- This organization's performance is below the target range/value.
- Not displayed

Footnote Key

1. The Measure or Measure Set was not reported.
2. The Measure Set does not have an overall result.
3. The number of patients is not enough for comparison purposes.
4. The measure meets the Privacy Disclosure Threshold rule.
5. The organization scored above 90% but was below most other organizations.
6. The Measure results are not statistically valid.
7. The Measure results are based on a sample of patients.
8. The number of months with Measure data is below the reporting requirement.
9. The measure results are temporarily suppressed pending resubmission of updated data.
10. Test Measure: a measure being evaluated for reliability of the individual data elements or awaiting National Quality Forum Endorsement.
11. There were no eligible patients that met the denominator criteria.

Compared to other Joint Commission Accredited Organizations

Measure Area	Explanation	Nationwide	Statewide
SCIP - Infection Prevention	This category of evidence based measures assesses the overall use of indicated antibiotics for surgical infection prevention.		

Compared to other Joint Commission Accredited Organizations

Measure	Explanation	Compared to other Joint Commission Accredited Organizations				
		Hospital Results	Top 10% Scored at Least:	Average Rate:	Top 10% Scored at Least:	Average Rate:
Patients who had surgery and received appropriate medicine that prevents infection (antibiotic) and the antibiotic was stopped within 24 hours after the surgery ended.*	This measure reports how often surgery patients whose medicine (an antibiotic) to prevent infection was stopped within 24 hours after the surgery ended. Giving medicine that prevents infection for more than 24 hours after the end of surgery is not helpful, unless there is a specific reason (for example, fever or other signs of infection). Note: Not every surgery requires antibiotics and this measure reports on those selected surgeries where evidence/experts have identified that antibiotics would be helpful.	 99% of 821 eligible Patients	100%	98%	100%	99%
Patients Having Blood Vessel Surgery*	Overall report of hospital's performance on Surgical Infection Prevention Measure for Blood Vessel Surgery.	 97% of 30 eligible Patients	100%	98%	100%	98%
Patients having blood vessel surgery who received medicine to prevent infection (an antibiotic) within one hour before the skin was surgically cut.*	This measure reports how often patients having blood vessel surgery received medicine that prevents infection (an antibiotic) within one hour before the skin was surgically cut. Infection is lowest when patients receive antibiotics to prevent infection within one hour before the skin is surgically cut.*	 100% of 10 eligible Patients	100%	98%	100%	98%
Patients having blood vessel surgery who received the appropriate medicine (antibiotic) which is shown to be effective for this type of surgery.*	This measure reports how often patients who had blood vessel surgery were given the appropriate medicine (antibiotic) that prevents infection which is known to be effective for the type of surgery, based upon the recommendations of experts around the country.*	 100% of 10 eligible Patients	100%	99%	100%	99%



The Joint Commission only reports measures endorsed by the National Quality Forum.

* This information can also be viewed at www.hospitalcompare.hhs.gov

---- Null value or data not displayed.

For further information and explanation of the Quality Report contents, refer to the "Quality Report User Guide."



National Quality Improvement Goals

Reporting Period: July 2013 - June 2014

Symbol Key

- This organization achieved the best possible results
- This organization's performance is above the target range/value.
- This organization's performance is similar to the target range/value.
- This organization's performance is below the target range/value.
- Not displayed

Footnote Key

1. The Measure or Measure Set was not reported.
2. The Measure Set does not have an overall result.
3. The number of patients is not enough for comparison purposes.
4. The measure meets the Privacy Disclosure Threshold rule.
5. The organization scored above 90% but was below most other organizations.
6. The Measure results are not statistically valid.
7. The Measure results are based on a sample of patients.
8. The number of months with Measure data is below the reporting requirement.
9. The measure results are temporarily suppressed pending resubmission of updated data.
10. Test Measure: a measure being evaluated for reliability of the individual data elements or awaiting National Quality Forum Endorsement.
11. There were no eligible patients that met the denominator criteria.

Compared to other Joint Commission Accredited Organizations

Measure Area	Explanation	Nationwide	Statewide
SCIP - Infection Prevention	This category of evidence based measures assesses the overall use of indicated antibiotics for surgical infection prevention.		

Compared to other Joint Commission Accredited Organizations

Measure	Explanation	Compared to other Joint Commission Accredited Organizations				
		Hospital Results	Top 10% Scored at Least:	Average Rate:	Top 10% Scored at Least:	Average Rate:
Patients who had blood vessel surgery and received appropriate medicine that prevents infection (antibiotic) and the antibiotic was stopped within 24 hours after the surgery ended.*	This measure reports how often blood vessel surgery patients whose medicine (an antibiotic) to prevent infection was stopped within 24 hours after the surgery ended. Giving medicine that prevents infection for more than 24 hours after the end of surgery is not helpful, unless there is a specific reason (for example, fever or other signs of infection).*	3 90% of 10 eligible Patients ³	100%	96%	100%	96%
Patients Having Colon/Large Intestine Surgery*	Overall report of hospital's performance on Surgical Infection Prevention Measures for Colon/Large Intestine Surgery.	 100% of 128 eligible Patients	100%	97%	100%	97%
Patients having colon/large intestine surgery who received medicine to prevent infection (an antibiotic) within one hour before the skin was surgically cut.*	This measure reports how often patients having colon/large intestine surgery received medicine that prevents infection (an antibiotic) within one hour before the skin was surgically cut. Infection is lowest when patients receive antibiotics to prevent infection within one hour before the skin is surgically cut.*	 100% of 43 eligible Patients	100%	98%	100%	99%
Patients having colon/large intestine surgery who received the appropriate medicine (antibiotic) which is shown to be effective for this type of surgery.*	This measure reports how often patients who had colon/large intestine surgery were given the appropriate medicine (antibiotic) that prevents infection which is known to be effective for the type of surgery, based upon the recommendations of experts around the country.*	 100% of 43 eligible Patients	100%	95%	100%	95%



The Joint Commission only reports measures endorsed by the National Quality Forum.

* This information can also be viewed at www.hospitalcompare.hhs.gov

---- Null value or data not displayed.

For further information and explanation of the Quality Report contents, refer to the "Quality Report User Guide."



National Quality Improvement Goals

Reporting Period: July 2013 - June 2014

Symbol Key

- This organization achieved the best possible results
- This organization's performance is above the target range/value.
- This organization's performance is similar to the target range/value.
- This organization's performance is below the target range/value.
- Not displayed

Footnote Key

1. The Measure or Measure Set was not reported.
2. The Measure Set does not have an overall result.
3. The number of patients is not enough for comparison purposes.
4. The measure meets the Privacy Disclosure Threshold rule.
5. The organization scored above 90% but was below most other organizations.
6. The Measure results are not statistically valid.
7. The Measure results are based on a sample of patients.
8. The number of months with Measure data is below the reporting requirement.
9. The measure results are temporarily suppressed pending resubmission of updated data.
10. Test Measure: a measure being evaluated for reliability of the individual data elements or awaiting National Quality Forum Endorsement.
11. There were no eligible patients that met the denominator criteria.

Compared to other Joint Commission Accredited Organizations

Measure Area	Explanation	Nationwide	Statewide
SCIP - Infection Prevention	This category of evidence based measures assesses the overall use of indicated antibiotics for surgical infection prevention.		

Compared to other Joint Commission Accredited Organizations

Measure	Explanation	Compared to other Joint Commission Accredited Organizations				
		Hospital Results	Top 10% Scored at Least:	Average Rate:	Top 10% Scored at Least:	Average Rate:
Patients who had colon/large intestine surgery and received appropriate medicine that prevents infection (antibiotic) and the antibiotic was stopped within 24 hours after the surgery ended.*	This measure reports how often colon/large intestine surgery patients whose medicine (an antibiotic) to prevent infection was stopped within 24 hours after the surgery ended. Giving medicine that prevents infection for more than 24 hours after the end of surgery is not helpful, unless there is a specific reason (for example, fever or other signs of infection).*	 100% of 42 eligible Patients	100%	97%	100%	97%
Patients Having Coronary Artery Bypass Graft Surgery*	Overall report of hospital's performance on Surgical Infection Prevention Measures for Coronary Artery Bypass Graft Surgery.	 100% of 273 eligible Patients	100%	99%	100%	99%
Patients having coronary artery bypass graft surgery who received medicine to prevent infection (an antibiotic) within one hour before the skin was surgically cut.*	This measure reports how often patients having coronary artery bypass graft surgery received medicine that prevents infection (an antibiotic) within one hour before the skin was surgically cut. Infection is lowest when patients receive antibiotics to prevent infection within one hour before the skin is surgically cut.*	 100% of 91 eligible Patients	100%	99%	100%	99%
Patients having coronary artery bypass graft surgery who received the appropriate medicine (antibiotic) which is shown to be effective for this type of surgery.*	This measure reports how often patients who had coronary artery bypass graft surgery were given the appropriate medicine (antibiotic) that prevents infection which is know to be effective for the type of surgery, based upon the recommendations of experts around the country.*	 100% of 91 eligible Patients	100%	100%	100%	100%



The Joint Commission only reports measures endorsed by the National Quality Forum.

* This information can also be viewed at www.hospitalcompare.hhs.gov

---- Null value or data not displayed.

For further information and explanation of the Quality Report contents, refer to the "Quality Report User Guide."



National Quality Improvement Goals

Reporting Period: July 2013 - June 2014

Symbol Key

- This organization achieved the best possible results
- This organization's performance is above the target range/value.
- This organization's performance is similar to the target range/value.
- This organization's performance is below the target range/value.
- Not displayed

Footnote Key

1. The Measure or Measure Set was not reported.
2. The Measure Set does not have an overall result.
3. The number of patients is not enough for comparison purposes.
4. The measure meets the Privacy Disclosure Threshold rule.
5. The organization scored above 90% but was below most other organizations.
6. The Measure results are not statistically valid.
7. The Measure results are based on a sample of patients.
8. The number of months with Measure data is below the reporting requirement.
9. The measure results are temporarily suppressed pending resubmission of updated data.
10. Test Measure: a measure being evaluated for reliability of the individual data elements or awaiting National Quality Forum Endorsement.
11. There were no eligible patients that met the denominator criteria.

Compared to other Joint Commission Accredited Organizations

Measure Area	Explanation	Nationwide	Statewide
SCIP - Infection Prevention	This category of evidence based measures assesses the overall use of indicated antibiotics for surgical infection prevention.		

Compared to other Joint Commission Accredited Organizations

Measure	Explanation	Compared to other Joint Commission Accredited Organizations				
		Hospital Results	Top 10% Scored at Least:	Average Rate:	Top 10% Scored at Least:	Average Rate:
Patients who had coronary artery bypass graft surgery and received appropriate medicine that prevents infection (antibiotic) and the antibiotic was stopped within 48 hours after the surgery ended.*	This measure reports how often coronary artery bypass graft surgery patients whose medicine (an antibiotic) to prevent infection was stopped within 48 hours after the surgery ended. Giving medicine that prevents infection for more than 48 hours after the end of surgery is not helpful, unless there is a specific reason (for example, fever or other signs of infection).*	 100% of 91 eligible Patients	100%	99%	100%	99%
Patients Having Hip Joint Replacement Surgery*	Overall report of hospital's performance on Surgical Infection Prevention Measures for Hip Joint Replacement Surgery.	 99% of 639 eligible Patients	100%	99%	100%	99%
Patients having hip joint replacement surgery who received medicine to prevent infection (an antibiotic) within one hour before the skin was surgically cut.*	This measure reports how often patients having hip joint replacement surgery received medicine that prevents infection (an antibiotic) within one hour before the skin was surgically cut. Infection is lowest when patients receive antibiotics to prevent infection within one hour before the skin is surgically cut.*	 100% of 214 eligible Patients	100%	99%	100%	99%
Patients having hip joint replacement surgery who received the appropriate medicine (antibiotic) which is shown to be effective for this type of surgery.*	This measure reports how often patients who had hip joint replacement surgery were given the appropriate medicine (antibiotic) that prevents infection which is known to be effective for the type of surgery, based upon the recommendations of experts around the country.*	 100% of 214 eligible Patients	100%	100%	100%	100%



The Joint Commission only reports measures endorsed by the National Quality Forum.

* This information can also be viewed at www.hospitalcompare.hhs.gov

---- Null value or data not displayed.

For further information and explanation of the Quality Report contents, refer to the "Quality Report User Guide."



National Quality Improvement Goals

Reporting Period: July 2013 - June 2014

Symbol Key

- This organization achieved the best possible results
- This organization's performance is above the target range/value.
- This organization's performance is similar to the target range/value.
- This organization's performance is below the target range/value.
- Not displayed

Footnote Key

1. The Measure or Measure Set was not reported.
2. The Measure Set does not have an overall result.
3. The number of patients is not enough for comparison purposes.
4. The measure meets the Privacy Disclosure Threshold rule.
5. The organization scored above 90% but was below most other organizations.
6. The Measure results are not statistically valid.
7. The Measure results are based on a sample of patients.
8. The number of months with Measure data is below the reporting requirement.
9. The measure results are temporarily suppressed pending resubmission of updated data.
10. Test Measure: a measure being evaluated for reliability of the individual data elements or awaiting National Quality Forum Endorsement.
11. There were no eligible patients that met the denominator criteria.

Compared to other Joint Commission Accredited Organizations

Measure Area	Explanation	Nationwide	Statewide
SCIP - Infection Prevention	This category of evidence based measures assesses the overall use of indicated antibiotics for surgical infection prevention.		

Compared to other Joint Commission Accredited Organizations

Measure	Explanation	Compared to other Joint Commission Accredited Organizations				
		Hospital Results	Top 10% Scored at Least:	Average Rate:	Top 10% Scored at Least:	Average Rate:
Patients who had hip joint replacement surgery and received appropriate medicine that prevents infection (antibiotic) and the antibiotic was stopped within 24 hours after the surgery ended.*	This measure reports how often hip joint replacement surgery patients whose medicine (an antibiotic) to prevent infection was stopped within 24 hours after the surgery ended. Giving medicine that prevents infection for more than 24 hours after the end of surgery is not helpful, unless there is a specific reason (for example, fever or other signs of infection).*	 99% of 211 eligible Patients	100%	98%	100%	99%
Patients Having a Hysterectomy*	Overall report of hospital's performance on Surgical Infection Prevention Measure for Hysterectomy Surgery.	 97% of 156 eligible Patients	100%	98%	100%	99%
Patients having hysterectomy surgery who received medicine to prevent infection (an antibiotic) within one hour before the skin was surgically cut.*	This measure reports how often patients having hysterectomy surgery received medicine that prevents infection (an antibiotic) within one hour before the skin was surgically cut. Infection is lowest when patients receive antibiotics to prevent infection within one hour before the skin is surgically cut.*	 100% of 52 eligible Patients	100%	99%	100%	99%
Patients having hysterectomy surgery who received the appropriate medicine (antibiotic) which is shown to be effective for this type of surgery.*	This measure reports how often patients who had hysterectomy surgery were given the appropriate medicine (antibiotic) that prevents infection which is known to be effective for the type of surgery, based upon the recommendations of experts around the country.*	 96% of 52 eligible Patients	100%	98%	100%	98%



The Joint Commission only reports measures endorsed by the National Quality Forum.

* This information can also be viewed at www.hospitalcompare.hhs.gov

---- Null value or data not displayed.

For further information and explanation of the Quality Report contents, refer to the "Quality Report User Guide."



National Quality Improvement Goals

Reporting Period: July 2013 - June 2014

Symbol Key

- This organization achieved the best possible results
- This organization's performance is above the target range/value.
- This organization's performance is similar to the target range/value.
- This organization's performance is below the target range/value.
- Not displayed

Footnote Key

1. The Measure or Measure Set was not reported.
2. The Measure Set does not have an overall result.
3. The number of patients is not enough for comparison purposes.
4. The measure meets the Privacy Disclosure Threshold rule.
5. The organization scored above 90% but was below most other organizations.
6. The Measure results are not statistically valid.
7. The Measure results are based on a sample of patients.
8. The number of months with Measure data is below the reporting requirement.
9. The measure results are temporarily suppressed pending resubmission of updated data.
10. Test Measure: a measure being evaluated for reliability of the individual data elements or awaiting National Quality Forum Endorsement.
11. There were no eligible patients that met the denominator criteria.

Compared to other Joint Commission Accredited Organizations

Measure Area	Explanation	Nationwide	Statewide
SCIP - Infection Prevention	This category of evidence based measures assesses the overall use of indicated antibiotics for surgical infection prevention.		

Compared to other Joint Commission Accredited Organizations

Measure	Explanation	Hospital Results	Compared to other Joint Commission Accredited Organizations			
			Nationwide	Average Rate:	Statewide	Average Rate:
Patients who had hysterectomy surgery and received appropriate medicine that prevents infection (antibiotic) and the antibiotic was stopped within 24 hours after the surgery ended.*	This measure reports how often hysterectomy surgery patients whose medicine (an antibiotic) to prevent infection was stopped within 24 hours after the surgery ended. Giving medicine that prevents infection for more than 24 hours after the end of surgery is not helpful, unless there is a specific reason (for example, fever or other signs of infection).*	 96% of 52 eligible Patients	100%	98%	100%	99%
Patients Having Knee Joint Replacement Surgery*	Overall report of hospital's performance on Surgical Infection Prevention Measures for Knee Joint Replacement Surgery.	 99% of 979 eligible Patients	100%	99%	100%	99%
Patients having knee joint replacement surgery who received medicine to prevent infection (an antibiotic) within one hour before the skin was surgically cut.*	This measure reports how often patients having knee joint replacement surgery received medicine that prevents infection (an antibiotic) within one hour before the skin was surgically cut. Infection is lowest when patients receive antibiotics to prevent infection within one hour before the skin is surgically cut.*	 100% of 327 eligible Patients	100%	99%	100%	99%
Patients having knee joint replacement surgery who received the appropriate medicine (antibiotic) which is shown to be effective for this type of surgery.*	This measure reports how often patients who had knee joint replacement surgery were given the appropriate medicine (antibiotic) that prevents infection which is known to be effective for the type of surgery, based upon the recommendations of experts around the country.*	 100% of 327 eligible Patients	100%	100%	100%	100%



The Joint Commission only reports measures endorsed by the National Quality Forum.

* This information can also be viewed at www.hospitalcompare.hhs.gov

---- Null value or data not displayed.

For further information and explanation of the Quality Report contents, refer to the "Quality Report User Guide."



National Quality Improvement Goals

Reporting Period: July 2013 - June 2014

Symbol Key

- This organization achieved the best possible results
- This organization's performance is above the target range/value.
- This organization's performance is similar to the target range/value.
- This organization's performance is below the target range/value.
- Not displayed

Footnote Key

1. The Measure or Measure Set was not reported.
2. The Measure Set does not have an overall result.
3. The number of patients is not enough for comparison purposes.
4. The measure meets the Privacy Disclosure Threshold rule.
5. The organization scored above 90% but was below most other organizations.
6. The Measure results are not statistically valid.
7. The Measure results are based on a sample of patients.
8. The number of months with Measure data is below the reporting requirement.
9. The measure results are temporarily suppressed pending resubmission of updated data.
10. Test Measure: a measure being evaluated for reliability of the individual data elements or awaiting National Quality Forum Endorsement.
11. There were no eligible patients that met the denominator criteria.

Compared to other Joint Commission Accredited Organizations

Measure Area	Explanation	Nationwide	Statewide
SCIP - Infection Prevention	This category of evidence based measures assesses the overall use of indicated antibiotics for surgical infection prevention.		

Compared to other Joint Commission Accredited Organizations

Measure	Explanation	Compared to other Joint Commission Accredited Organizations				
		Hospital Results	Top 10% Scored at Least:	Average Rate:	Top 10% Scored at Least:	Average Rate:
Patients who had knee joint replacement surgery and received appropriate medicine that prevents infection (antibiotic) and the antibiotic was stopped within 24 hours after the surgery ended.*	This measure reports how often knee joint replacement surgery patients whose medicine (an antibiotic) to prevent infection was stopped within 24 hours after the surgery ended. Giving medicine that prevents infection for more than 24 hours after the end of surgery is not helpful, unless there is a specific reason (for example, fever or other signs of infection).*	 99% of 325 eligible Patients	100%	99%	100%	99%
Patients Having Open Heart Surgery other than Coronary Artery Bypass Graft*	Overall report of hospital's performance on Surgical Infection Prevention Measures for Open Heart Surgery.	 100% of 271 eligible Patients	100%	99%	100%	99%
Patients having open heart surgery other than coronary artery bypass graft who received medicine to prevent infection (an antibiotic) within one hour before the skin was surgically cut.*	This measure reports how often patients having open heart surgery other than coronary artery bypass graft received medicine that prevents infection (an antibiotic) within one hour before the skin was surgically cut. Infection is lowest when patients receive antibiotics to prevent infection within one hour before the skin is surgically cut. *	 100% of 91 eligible Patients	100%	99%	100%	99%
Patients having open heart surgery other than coronary artery bypass graft who received the appropriate medicine (antibiotic) which is shown to be effective for this type of surgery.*	This measure reports how often patients who had open heart surgery other than coronary artery bypass graft were given the appropriate medicine (antibiotic) that prevents infection which is know to be effective for the type of surgery, based upon the recommendations of experts around the country.*	 100% of 90 eligible Patients	100%	100%	100%	100%



The Joint Commission only reports measures endorsed by the National Quality Forum.

* This information can also be viewed at www.hospitalcompare.hhs.gov

---- Null value or data not displayed.

For further information and explanation of the Quality Report contents, refer to the "Quality Report User Guide."



National Quality Improvement Goals

Reporting Period: July 2013 - June 2014

Symbol Key

- This organization achieved the best possible results
- This organization's performance is above the target range/value.
- This organization's performance is similar to the target range/value.
- This organization's performance is below the target range/value.
- Not displayed

Footnote Key

1. The Measure or Measure Set was not reported.
2. The Measure Set does not have an overall result.
3. The number of patients is not enough for comparison purposes.
4. The measure meets the Privacy Disclosure Threshold rule.
5. The organization scored above 90% but was below most other organizations.
6. The Measure results are not statistically valid.
7. The Measure results are based on a sample of patients.
8. The number of months with Measure data is below the reporting requirement.
9. The measure results are temporarily suppressed pending resubmission of updated data.
10. Test Measure: a measure being evaluated for reliability of the individual data elements or awaiting National Quality Forum Endorsement.
11. There were no eligible patients that met the denominator criteria.

Compared to other Joint Commission Accredited Organizations

Measure Area	Explanation	Nationwide	Statewide
SCIP - Infection Prevention	This category of evidence based measures assesses the overall use of indicated antibiotics for surgical infection prevention.		

Compared to other Joint Commission Accredited Organizations

Measure	Explanation	Compared to other Joint Commission Accredited Organizations				
		Hospital Results	Top 10% Scored at Least:	Average Rate:	Top 10% Scored at Least:	Average Rate:
Patients who had open heart surgery other than coronary artery bypass graft and received appropriate medicine that prevents infection (antibiotic) and the antibiotic was stopped within 48 hours after the surgery ended.*	This measure reports how often open heart surgery other than coronary artery bypass graft patients whose medicine (an antibiotic) to prevent infection was stopped within 48 hours after the surgery ended. Giving medicine that prevents infection for more than 48 hours after the end of surgery is not helpful, unless there is a specific reason (for example, fever or other signs of infection).*	 100% of 90 eligible Patients	100%	99%	100%	99%
Heart surgery patients with controlled blood sugar after surgery.	This measure reports the number of heart surgery patients that had a blood sugar of less than 200 on day one and day two after surgery. Infection is lowest in both diabetic and nondiabetic patients when blood sugar is controlled immediately after surgery.	 97% of 187 eligible Patients	100%	96%	99%	96%
Surgery patients with proper hair removal.	This measure reports the number of surgical patients that have had hair at the site of the surgical cut removed properly. Infection is lowest when patients have hair removed with electrical clippers or hair removal cream.	 99% of 1081 eligible Patients	100%	100%	100%	100%
Urinary Catheter Removed	This measure reports the number of surgery patients whose urinary catheter was removed by the end of the second day after surgery.	 99% of 636 eligible Patients	100%	98%	100%	99%



The Joint Commission only reports measures endorsed by the National Quality Forum.

* This information can also be viewed at www.hospitalcompare.hhs.gov

---- Null value or data not displayed.






For further information and explanation of the Quality Report contents, refer to the "Quality Report User Guide."



National Quality Improvement Goals

Reporting Period: July 2013 - June 2014

Symbol Key

-  This organization achieved the best possible results
-  This organization's performance is above the target range/value.
-  This organization's performance is similar to the target range/value.
-  This organization's performance is below the target range/value.
-  Not displayed

Footnote Key


1. The Measure or Measure Set was not reported.
2. The Measure Set does not have an overall result.
3. The number of patients is not enough for comparison purposes.
4. The measure meets the Privacy Disclosure Threshold rule.
5. The organization scored above 90% but was below most other organizations.
6. The Measure results are not statistically valid.
7. The Measure results are based on a sample of patients.
8. The number of months with Measure data is below the reporting requirement.
9. The measure results are temporarily suppressed pending resubmission of updated data.
10. Test Measure: a measure being evaluated for reliability of the individual data elements or awaiting National Quality Forum Endorsement.
11. There were no eligible patients that met the denominator criteria.

Measure Area

Explanation

SCIP – Venous Thromboembolism (VTE)

This category of evidenced based measures assesses the use of indicated treatment for the prevention of blood clots in selected surgical patients

Measure	Explanation	Compared to other Joint Commission Accredited Organizations				
		Nationwide		Statewide		
		Hospital Results	Top 10% Scored at Least:	Average Rate:	Top 10% Scored at Least:	Average Rate:
Patients having surgery who received the appropriate treatment to prevent blood clots which is shown to be effective for the type of surgery performed. Note: Treatment may be medication, stockings, or mechanical devices for exercising the legs.*	This measure reports how often patients who had surgery were given the appropriate treatment that prevents blood clots which is known to be effective for the type of surgery, based upon the recommendations of experts around the country. Note: Not every surgery requires treatment and this measure reports on those selected surgeries where evidence/experts have identified that treatment to prevent blood clots would be helpful.*	 99% of 721 eligible Patients	100%	99%	100%	99%



The Joint Commission only reports measures endorsed by the National Quality Forum.

- * This information can also be viewed at www.hospitalcompare.hhs.gov
- Null value or data not displayed.

For further information and explanation of the Quality Report contents, refer to the "Quality Report User Guide."